

ARIZONA

February 13, 1987

TO: University of Arizona Faculty Senate

FROM: Cedric Dempsey, Director of Athletics *CWD*

RE: Financial Report

The attached statements reflect the financial status of Inter-collegiate Athletics for the year ending June 30, 1986.




TABLE OF CONTENTS

	<u>Page</u>
Annual Report	1 & 2
Sources of Uses of Funds	3
Sources of Funds - Chart	4
Uses of Funds - Chart	5
Revenue & Expense Detail	6 & 7
Tuition & Fee Waivers	8

UNIVERSITY OF ARIZONA
INTERCOLLEGIATE ATHLETICS

1985-86

Beginning Fund Balance 7-1-85	\$ (304,082)
Revenues	10,027,100
Expenditures	<u>9,416,942</u>
Ending Fund Balance 6-30-86	\$ 306,076

Intercollegiate Athletics began the 1985-86 fiscal year with a deficit of \$304,082. Based on fiscal year revenues and expenses of \$10,027,100 and \$9,416,942 respectively, the department ended the year with a surplus of \$306,076. The attached financial information details the sources and uses of funds for the fiscal year.

Most of the major sources of funding are either fixed or highly variable, depending on attendance, won-loss records, etc. Briefly, the following describes the major sources of revenue:

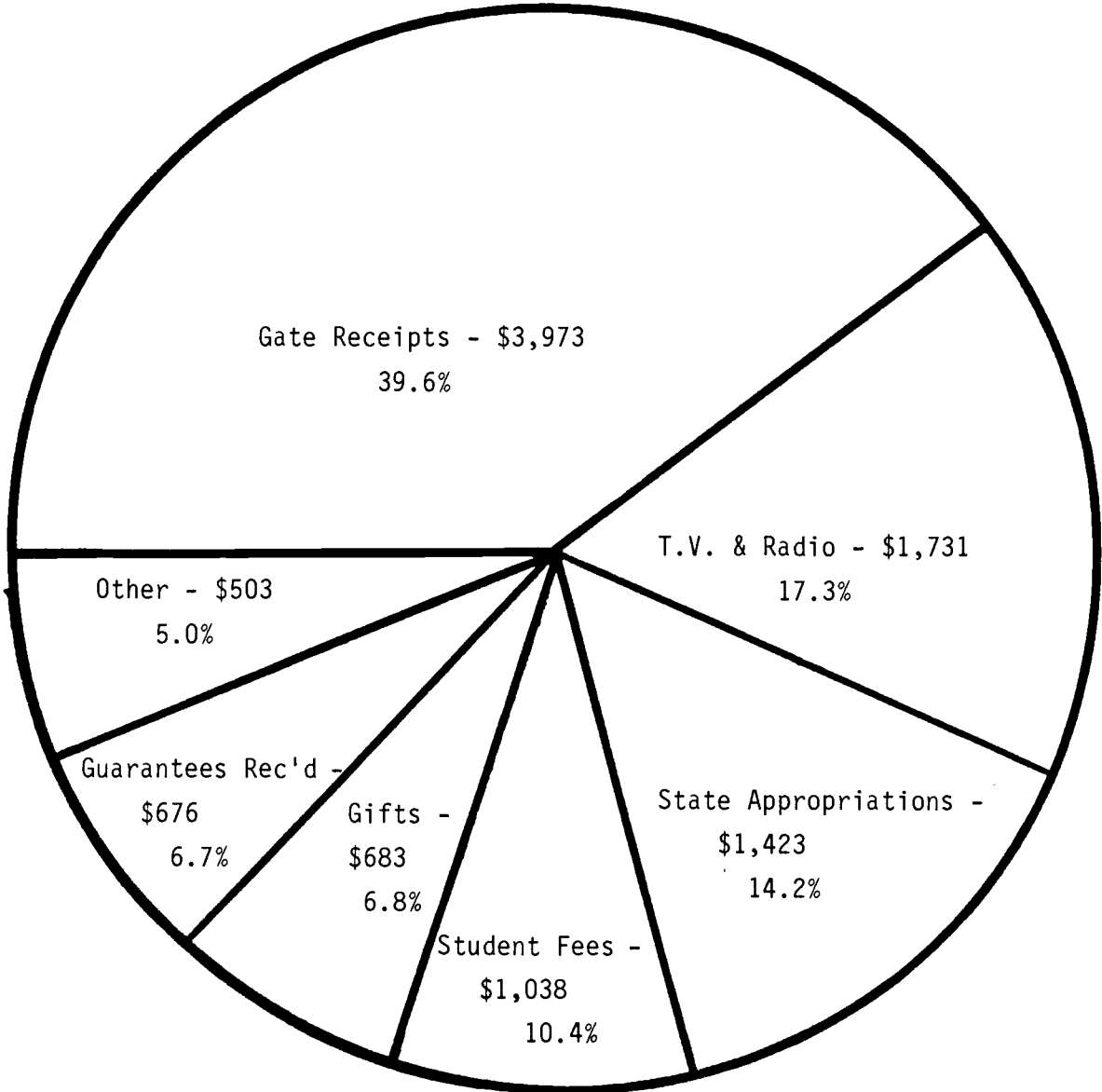
- Gate receipts continue to be the largest source of funding, running between 30 and 40% of the total annually. This is a continuing concern of ICA since attendance can fluctuate each year due to a number of uncontrollable factors (i.e. weather, won-loss, economy, etc.). Since football and basketball generate 99% of all gate receipts, it is encouraging to see attendance in both sports running at record levels. For 1986 football paid attendance averaged 46,000 per game.
- State appropriations are a major source of funding for ICA, however, this source of funds is relatively fixed with increases provided for annual salary adjustments only.
- TV and radio represents the most variable source of funding. Here again revenues received can fluctuate tremendously based on a variety of uncontrollable factors (i.e. conference affiliation, negotiating power, won-loss, schedules, etc.). For fiscal 1985-86 TV and radio revenues were \$1,731,000 (17.3% of total funding) versus \$1,149,000 (13% of total funding for 1984-85).
- Student fees represent an allocation ICA receives from the total student fee assessment each year.

- Gifts are primarily a result of amounts paid for preferred seating in football and men's basketball. However, a greater emphasis is now being placed on fund drives for facilities improvements and scholarship endowments that are unrelated to preferred seating.
- Guarantees received represent revenues generated from away events in football and basketball and typically average between 6 & 9% of the total revenues. Since ICA normally receives a percentage of the gate, the total dollars can fluctuate considerably based on away game attendance.
- Other revenues consist of concessions, facilities rentals, medical insurance reimbursements, banquets, etc.

UNIVERSITY OF ARIZONA
ICA
SOURCES & USES OF FUNDS
(in \$000's)

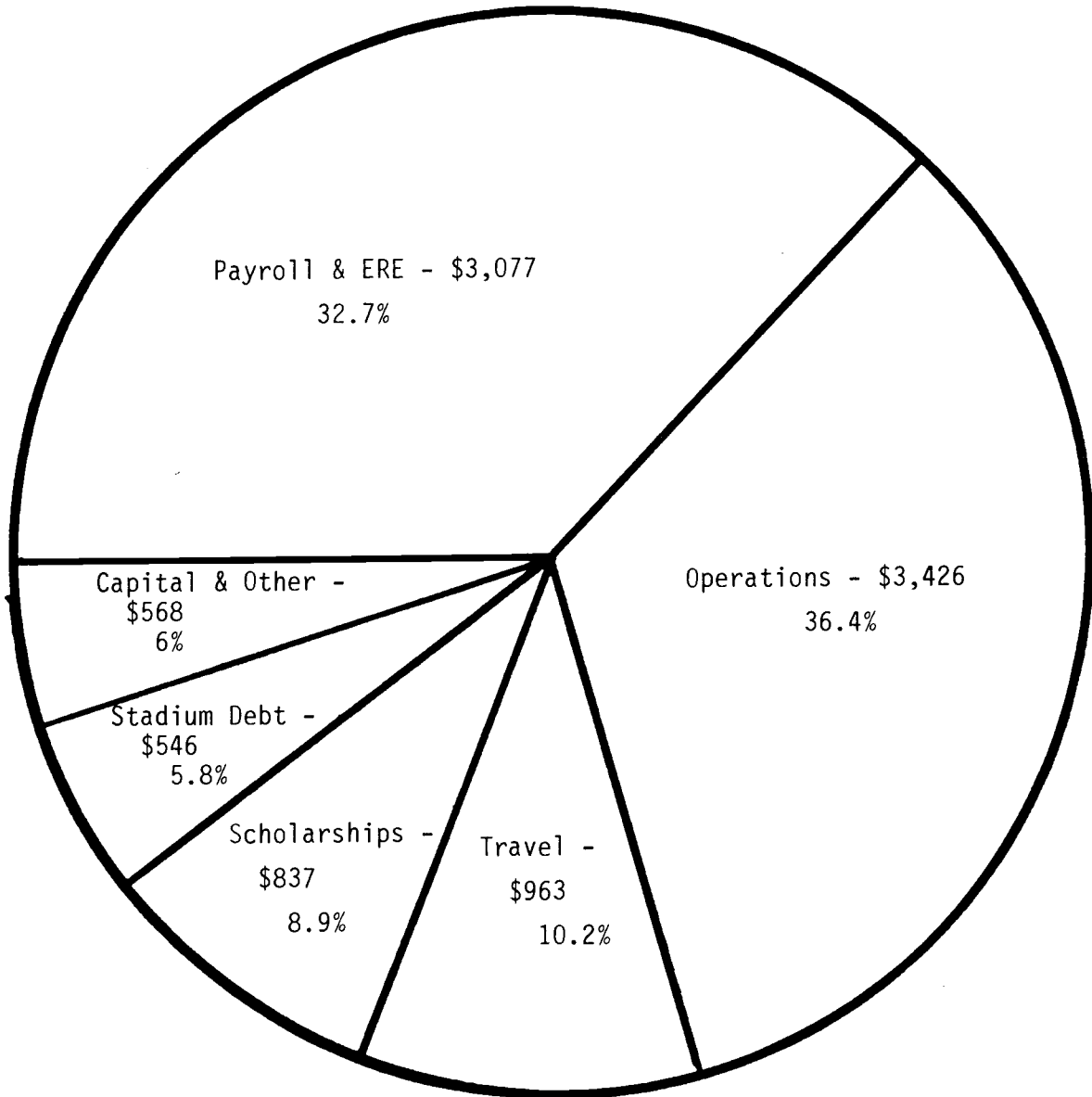
	<u>1985-86</u> <u>Actual</u>	
	\$ <u>Amount</u>	% of <u>Actual</u>
<u>Source of Funds:</u>		
Gate receipts	\$3,973	39.6
TV & Radio	1,731	17.3
State appropriations	1,423	14.2
Student Fees	1,038	10.4
Gifts	683	6.8
Guarantees received	676	6.7
Other	<u>503</u>	<u>5.0</u>
	\$10,027	100.0
	=====	=====
 <u>Uses of Funds:</u>		
Operations	3,426	36.4
Payroll & ERE	3,077	32.7
Travel	963	10.2
Scholarships	837	8.9
Stadium Debt	546	5.8
Capital	474	5.0
Other	<u>94</u>	<u>1.0</u>
	\$9,417	100.0
	=====	=====

UNIVERSITY OF ARIZONA
ICA
SOURCES OF FUNDS
(In \$000's)
1985-86



Total Sources of Funds - \$10,027

UNIVERSITY OF ARIZONA
ICA
USE OF FUNDS
(In \$000's)
1985-86



Total Uses of Funds - \$9,417

INTERCOLLEGIATE ATHLETICS
REVENUE & EXPENSE DETAIL
1985-86

<u>WOMEN'S SPORTS</u>	<u>REVENUE</u>	<u>EXPENSE</u>	<u>NET</u>
Track	-0-	\$151,544	\$(151,544)
Basketball	-0-	154,377	(154,377)
Gymnastics	-0-	113,088	(113,088)
Golf	-0-	61,049	(61,049)
Softball	-0-	86,619	(86,619)
Swimming	-0-	74,503	(74,503)
Tennis	-0-	67,956	(67,956)
Volleyball	6,015	127,082	(121,067)
Cross Country	-0-	4,759	(4,759)
Sub-Total:	<u>\$6,015</u>	<u>\$840,977</u>	<u>\$(834,962)</u>

<u>MEN'S SPORTS</u>			
Football	\$4,462,456	\$2,972,213	\$1,490,243
Basketball	1,909,706	1,255,205	654,501
Baseball	81,640	286,683	(205,043)
Track	1,300	138,415	(137,115)
Tennis	-0-	57,098	(57,098)
Golf	-0-	51,088	(51,088)
Swimming	-0-	141,039	(141,039)
Cross Country	-0-	9,135	(9,135)
Sub-Total:	<u>\$6,455,102</u>	<u>\$4,910,876</u>	<u>\$1,544,226</u>

<u>SUPPORT SERVICES</u>	<u>REVENUE</u>	<u>EXPENSE</u>	<u>NET</u>
General Admin.	\$996,698*	\$1,714,149**	(717,451)
Wildcat Club	683,000	317,779	365,221
Scholarship Box Club	1,074	-0-	1,074
Concessions	191,506	-0-	191,506
McKale Pool	9,251	54,126	(44,875)
Wildcat Network	75,000	11,034	63,966
Student Services/Academics	-0-	219,165	(219,165)
Equipment Room	-0-	195,835	(195,835)
Sports Promotion	43,522	88,273	(44,751)
Ticket Office	-0-	197,239	(197,239)
Medical Services	4,517	316,260	(311,743)
Sports Information	-0-	141,733	(141,733)
Weight Room	-0-	39,471	(39,471)
Misc.	-0-	237,386	(237,386)
Sub-Total:	<u>\$2,004,568</u>	<u>\$3,532,450</u>	<u>\$(1,527,882)</u>
Intramurals	<u>\$138,415*</u>	<u>\$132,639</u>	<u>\$5,776</u>
State Appropriations	<u>\$1,423,000</u>	<u>-0-</u>	<u>\$1,423,000</u>
Total:	\$10,027,100	\$9,416,942	\$610,158

*Student fees allocation used as follows:

General Adm. Stadium Bond Debt	\$546,300
General Adm. Sports Programs	372,000
Intramurals	120,000
	<u>\$1,038,300</u>
	=====

**Expense includes \$546,300 for stadium bond debt

INTERCOLLEGIATE ATHLETICS

TUITION WAIVERS 1985-86

WOMEN

Basketball.....	9
Golf.....	8
Gymnastics.....	10
Softball.....	13
Swimming/Diving.....	15.5
Synchronized Swimming.....	9
Tennis.....	7
Track & Field & Cr.Cntry...	16.5
Volleyball.....	12

TOTAL: 100

MEN

Baseball.....	19
Basketball.....	13
Football.....	93
Golf.....	9
Swimming.....	14
Tennis.....	7
Track & Field.....	21

TOTAL: 176

WOMEN.....	100
MEN.....	176
TOTAL:	<u>276</u>

The Board of Regents grants the following number of tuition waivers to the three state universities for athletics:

University of Arizona.....	315
Arizona State University.....	315
Northern Arizona University.....	210

The Regents do not attach a dollar value to the waivers; therefore, no dollar value is shown.

The number of tuition waivers utilized each year varies, but we cannot exceed the total granted to our university.

ATHLETIC TEAM GRADE POINT AVERAGES FOR 1985-86

University of Arizona

MEN

Baseball	2.3490
Basketball	2.2131
Cross Country	2.4040
Football	2.2228
Golf	2.4738
Swimming	2.4891
Tennis	2.4963
Track & Field	2.3285

WOMEN

Basketball	2.6384
Cross Country	3.0728
Golf	2.7667
Gymnastics	3.3240
Indoor Track & Field	2.6732
Softball	2.4766
Swimming	2.9444
Tennis	3.0034
Track & Field	2.6732
Volleyball	2.6797

Prepared by SIRR

February 19, 1987

PERCENT OF STUDENTS BY COLLEGE
ATTENDING THE UNIVERSITY OF ARIZONA

	Percentage of General Student Population	Percentage Student-Athlete Population
Arts & Sciences	43.63	52.57
Business & Public Admin.	22.49	31.54
Engineering & Mines	15.26	5.61
Education	2.95	3.50
Family & Consumer Resources	2.87	2.34
Agriculture	3.85	3.74
Architecture	2.49	.70
Nursing	.08	.00
Continuing	5.24	.00

Please note:

Percentage figures are rounded off to the nearest hundredth

INTERCOLLEGIATE ATHLETICS

TUITION WAIVERS 1985-86

WOMEN

Basketball.....	9
Golf.....	8
Gymnastics.....	10
Softball.....	13
Swimming/Diving.....	15.5
Synchronized Swimming.....	9
Tennis.....	7
Track & Field & Cr.Cntry...	16.5
Volleyball.....	12

TOTAL: 100

MEN

Baseball.....	19
Basketball.....	13
Football.....	93
Golf.....	9
Swimming.....	14
Tennis.....	7
Track & Field.....	21

TOTAL: 176

WOMEN.....	100
MEN.....	<u>176</u>
TOTAL:	276

The Board of Regents grants the following number of tuition waivers to the three state universities for athletics:

University of Arizona.....	315
Arizona State University.....	315
Northern Arizona University.....	210

The Regents do not attach a dollar value to the waivers; therefore, no dollar value is shown.

The number of tuition waivers utilized each year varies, but we cannot exceed the total granted to our university.

<u>SUPPORT SERVICES</u>	<u>REVENUE</u>	<u>EXPENSE</u>	<u>NET</u>
General Admin.	\$996,698*	\$1,714,149**	(717,451)
Wildcat Club	683,000	317,779	365,221
Scholarship Box Club	1,074	-0-	1,074
Concessions	191,506	-0-	191,506
McKale Pool	9,251	54,126	(44,875)
Wildcat Network	75,000	11,034	63,966
Student Services/Academics	-0-	219,165	(219,165)
Equipment Room	-0-	195,835	(195,835)
Sports Promotion	43,522	88,273	(44,751)
Ticket Office	-0-	197,239	(197,239)
Medical Services	4,517	316,260	(311,743)
Sports Information	-0-	141,733	(141,733)
Weight Room	-0-	39,471	(39,471)
Misc.	-0-	237,386	(237,386)
Sub-Total:	<u>\$2,004,568</u>	<u>\$3,532,450</u>	<u>\$(1,527,882)</u>
Intramurals	<u>\$138,415*</u>	<u>\$132,639</u>	<u>\$5,776</u>
State Appropriations	<u>\$1,423,000</u>	<u>-0-</u>	<u>\$1,423,000</u>
Total:	\$10,027,100	\$9,416,942	\$610,158

*Student fees allocation used as follows:

General Adm. Stadium Bond Debt	\$546,300
General Adm. Sports Programs	372,000
Intramurals	120,000
	<u>\$1,038,300</u>
	=====

**Expense includes \$546,300 for stadium bond debt

Report to the Faculty Senate
from Mary J.C. Hendrix, Representative to the
Intercollegiate Athletic Committee (IAC)
March 2, 1987

There were several important issues which were dealt with by the IAC since July 1986. These issues range from the establishment of a drug testing program for our athletes to the hiring of a new football coach, Mr. Dick Toomey. For your information, I would like to present each major issue with a brief accompanying discussion.

In chronological order, the most pressing issue facing the IAC at the beginning of the 1986-1987 academic year was the establishment of a good, reliable drug testing program for student athletes from each IAC-sanctioned sport at our University. After several discussions with lawyers and physicians, who have had extensive experience in running effective drug testing programs, the IAC contributed the appropriate suggestions to Dr. Cedric Dempsey (Head of the Athletic Department) to establish a good program for our athletes. This program is effective and operating well at this time. To insure unbiased testing of all urine samples collected from the athletes, an out-of-town firm was hired to handle collection, custody and testing.

Concomitant with the drug testing issue was the concern about student athlete academics. Dr. Paul Capp (Chairman of the IAC) appointed a standing subcommittee of the IAC to review and report on grade averages of student athletes, post-eligibility scholarships, athletes who completed their eligibility in 1985-1986 and potential student athletes completing eligibility in 1986-1987. This subcommittee is in the preliminary stages of data collection and monitoring academic progress and will continue to do so over the next few years.

Two significant policies have been implemented during the past year which deal with (1) the entrance requirement for athletic eligibility and (2) the insurance of academic performance for graduation requirements. The first policy, known as Proposition 48, was ratified by the NCAA and implemented by August 1986. This proposition mandates the entrance requirements for athletic eligibility such that a student must have a GPA of 2.0 in 11 academic core courses (including 3 years of English, 2 years of Mathematics, 2 years of Social Sciences, and 2 years of Natural or Physical Sciences, including 1 laboratory class) and a score of 700 or better on the SAT or 15 or better on the ACT college entrance exams. The second policy focuses on insuring that all student Athletics in Arizona intercollegiate programs are capable of graduation. Toward this goal, the Arizona Board of Regents passed a requirement during the 1985-1986 academic year which mandates that a student athlete must have a 1.8 GPA by the time he or she reaches their 72nd unit, and a 2.0 GPA by the time he or she reaches their 96th unit or prior to their 4th season of competition. This means that by the time a student athlete is chronologically ready to graduate, he or she will be capable of completing the academic requirements for conferment of a college degree in Arizona.

The financial stability of the Athletic Department was presented in a positive light this year. Contributors to the financial outlook are primarily from the sales of football and basketball tickets, fund raising activities, radio and TV shows, and marketing promotions. In terms of keeping "overly enthusiastic" supporters in line, Dr. Dempsey presented an extensive plan of how the Athletic

Department currently promotes compliance of rules and regulations by players, coaches, boosters, high school coaches, et. The Athletic Department hired a Regional Athletic Development Officer, who will be based in Phoenix, to insure that NCAA regulations are observed during all fund-raising activities for our University. Together with Dr. Dempsey, the IAC members made suggestions to President Henry Koffler for his participation in "promotional" athletic activities and for his efforts in trying to communicate with alumni regarding NCAA compliance rules.

President Koffler asked the IAC to review a proposed Arizona Board of Regents Policy on multi-year contracts for coaches and make recommendations to him by November 6, 1986. The IAC recommendation was for a single, non-rollover, five-year contract. This suggestion was to be further evaluated by the President's Council.

The issue of Sunday competition was belabored by the IAC, and although there was some concern, of much greater concern was the amount of time student athletes are away from the classroom. The Sunday issue will continue to be reviewed on a regular basis. The time away from the classroom will be quantitated by Dr. Dempsey and a report given at a subsequent meeting.

This was undoubtedly an interesting year for "recruitment!" Dr. Dempsey declined recruitment to Florida as Athletic Director; however, Coach Larry Smith left our University for USC. This belated move started a wave of emergency meetings for Dr. Dempsey and the IAC in search of a suitable replacement for Coach Smith within a short period of time. In the recruitment process, a list of 20-30 prospects was carefully considered, and the recommendation to hire Mr. Dick Toomey from the University of Hawaii was made by the IAC and subsequently approved by the Arizona Board of Regents.

From the 1987 NCAA Convention, selected rule changes were ratified which affect financial aid, impose a reduction in football and basketball recruiting dates, define non-qualifier and partial qualifier athletes for eligibility, reduce foreign basketball tours, and eliminate part-time assistant basketball coaches.



THE UNIVERSITY OF ARIZONA
TUCSON, ARIZONA 85721 USA

COLLEGE OF ARTS AND SCIENCES

FACULTY OF SCIENCE
DEPARTMENT OF PHYSICS
BUILDING #81
(602) 621-6820

February 5, 1987

TO: Faculty Senate
FROM: Research Policy Committee
SUBJECT: Report on Secret Research

The Research Policy Committee is charged with monitoring secret research activities on this campus. We have met with Mr. Charles Peyton, Associate Vice President for Research, and hereby submit the following report:

- 1) The University of Arizona does not accept classified research projects, either military or industrial.
- 2) No classified research activities exist through official University channels.
- 3) There are no research projects whose results are restricted from publication on this campus. We do have a number of industrial grants where the sponsor reserves the right to examine the results for patent purposes prior to publication, but the delay thus incurred is less than 120 days.
- 4) The University does not monitor nor restrict whether any employees are privately engaged in classified or any other kind of activity.

J. D. Garcia, Chairman
Research Policy Committee

JDG:sj