

**AN ITERATIVE STOCHASTIC INVERSE METHOD:
Conditional Effective Transmissivity and Hydraulic Head Fields**

by

T-C Jim Yeh, Minghui Jin, and Samuel Hanna

**Department of Hydrology and Water Resources
John Harshbarger Building
The University of Arizona
Tucson, AZ 85721**

Technical Report

of

**Department of Hydrology and Water Resources
The University of Arizona**

**HWR95-030
(August 29, 1995)**

ABSTRACT

An iterative stochastic approach is developed to estimate transmissivity and head distributions in heterogeneous aquifers. This approach is similar to the classical cokriging technique and it uses a linear estimator that depends on the covariances of transmissivity and hydraulic head and their cross-covariance. The linear estimator is, however, improved successively by solving the governing flow equation and by updating the covariances and cross-covariance function of transmissivity and hydraulic head fields in an iterative manner. As a result, the nonlinear relationship between transmissivity and head is incorporated in the estimation and the estimated fields are approximate conditional means. The ability of the iterative approach is tested with some deterministic and stochastic inverse problems. The results show that the estimated transmissivity and hydraulic head fields have smaller mean square errors than those obtained by classical cokriging even in the aquifer with variance of transmissivity up to 3.

INTRODUCTION

During the past few decades, numerous mathematical models have been developed to solve the inverse problem associated with groundwater systems given scattered hydraulic head, ϕ , and conductivity or transmissivity, T , measurements (see *Yeh, 1986* and *Carrera and Neuman, 1986a* for a detailed review). One popular method is the minimum-output-error based approach (e.g., *Yeh and Tauxe, 1971; Gavalas et al., 1976; Willis and Yeh, 1987; Cooley, 1982; Neuman and Yakowitz, 1979; Neuman, 1980; Clifton and Neuman, 1982; Carrera and Neuman, 1986a,b*). A shortcoming of this approach is that the identity of the estimate is often undefined. In other words, it is unclear what the transmissivity and head fields derived from these methods represent in the case where only

scattered head and transmissivity measurements are given. Are they the mean fields conditioned on the measurements or one possible realization of the ensemble transmissivity and head fields? Being unable to ascertain their identities, this approach suffers from the same difficulty as any manual model calibration approaches (e.g., *Yeh and Mock, 1996*) because the uncertainty associated with the output can not be addressed.

The geostatistically based approaches (*Kitanidis and Vomvoris, 1983; Hoeksema and Kitanidis, 1984; Dagan, 1985; and Rubin and Dagan, 1987; Gutjahr and Wilson, 1989*) have received increasing attention recently. The geostatistical approach to the inverse problem relies on the use of cokriging estimation technique. It is based explicitly on the statistical characterization of the spatial variability of natural log transmissivity, LnT . The idea is to take advantage of the spatial continuity of the LnT field implied by a covariance function or variogram, and to make use of the linearized relationship between LnT and ϕ implied by the stochastic flow equation. In cokriging, the unknown f (mean removed LnT) value at a point of interest is estimated by a weighted linear combination of the observed f and h (mean removed ϕ). The weights are determined by requiring that the estimator is unbiased and has minimum variance. By casting the problem in a probability framework, *Dagan (1982,1985)* and *Rubin and Dagan (1987)* show that when the random transmissivity f and head h fields are jointly Gaussian (or multivariate normal) with known mean and covariance, the cokriging estimate and cokriging covariance are equivalent to the conditional mean and conditional covariance of the new joint probability distribution function conditioned on the measurements.

Classical cokriging is a linear predictor. In addition, the cross covariance function between f and h and the covariance of h required in cokriging are derived from a first-order linearized version

of the governing flow equation (*Mizell et al.*, 1982; *Kitanidis and Vomvoris*, 1983; *Hoeksema and Kitanidis*, 1984, 1989), while the relation between T and ϕ is nonlinear. Even if the log transformation of T is adopted, the nonlinear nature between f and h still remains. The linearized relations, being based on small perturbation theory, are valid only if the unconditional variance of f is less than 1.0. The nonlinearity in the flow equation implies that in general h will not be normal, and f and h will not be jointly normal, even if f is normal. As a result, the use of classical geostatistical techniques is not justified. This inconsistency is bound to be larger if the nonlinearity of the flow equation is stronger, as in the case of nonuniform flow, or if the variance of the log transmissivity is large. To overcome these problems described above, *Yeh et al.* (1995) proposed an iterative cokriging-like method that combines the cokriging and numerical flow model. *Gutjahr et al.* (1994) developed an iterative co-conditional simulation approach.

Cokriging also suffers from the numerical stability problem as in the classical inverse models. *Dietrich and Newsam* (1989) showed that as the amount of available data increases and the discretization of the system is refined, both a numerically ill-conditioned parameter estimation problem and ill-conditioned cokriging equation may appear. Subsequently, the cokriged transmissivity field may contain some anomalies. To avoid this problem, addition of an error term to the cokriging equation is suggested for stabilizing the numerical solution in the method. But they pointed out that addition of such an error term may result in the loss of information.

Carrera and Glorioso (1991) made a comparison between the classical cokriging approach and an iterative statistical inverse approach. They concluded that basic hypotheses are similar for the two formulations and the main differences stem from that linearization is performed around the estimated mean in cokriging methods and around the estimated $\log-T$ in the iterative statistical

approach. As a result, the latter is less constrained by linearity than the former and leads to better estimates and to more consistent estimation covariance matrices. However, the identity of the estimate remains unknown.

The purpose of this paper is to illustrate problems associated with the assumption of the linear relationship between f and h embedded in the classical cokriging technique for estimating transmissivity values based on f and h data sets. As to improve the classical cokriging approach and the minimum-output-error based approach, an iterative stochastic inverse method is presented. This iterative approach uses an unbiased linear estimator that depends on the covariances of transmissivity and hydraulic head and their cross-covariance. This linear estimator is, then, improved successively by solving the governing flow equation and by updating the covariances and cross-covariances of transmissivity and hydraulic head fields in an iterative manner. Therefore, the estimated transmissivity and head fields from our approach become the co-conditional mean fields, at least in an approximate sense.

THE INVERSE ALGORITHM

Consider the natural log of transmissivity, $\ln T(x)$, of an aquifer to be a stationary stochastic process with a constant unconditional mean, $E[\ln T]=F$ and the unconditional perturbation, f . The corresponding hydraulic head is given by $\phi(x)=H(x)+ h(x)$, where $H=E[\phi]$ and h is the unconditional head perturbation. Suppose a limited number of transmissivity and head measurements in the aquifer are available: n_f observed transmissivity values, $f_i^*=(\ln T_i^* - F)$, and n_h observed head values, ϕ_j^* , where $i=1, \dots, n_f$, and $j=n_f+1, \dots, n_f+n_h$. One possible solution that an inverse model can produce is head and transmissivity fields that preserve the observed head and transmissivity values at sample

locations, and satisfy their underlying statistical properties (i.e., mean and covariance, . . . etc.) and the governing flow equation. In the conditional probability concept, such a head or transmissivity field is a conditioned realization of ϕ or $\ln T$ field in the ensemble. Many possible realizations of such conditioned ϕ or $\ln T$ fields exist. Instead of each individual conditional realization, our stochastic inverse model intends to derive the expected value of all the possible conditioned realizations.

To accomplish our goal, our inverse approach starts with the classical cokriging technique using observed f_i^* and h_j^* to construct a cokriged, mean removed log transmissivity map, which is an approximate co-conditional mean. That is,

$$f_k(x_o) = \sum_{i=1}^{n_f} \lambda_{io} f_i^*(x_i) + \sum_{j=n_f+1}^{n_f+n_h} \mu_{jo} h_j^*(x_j) \quad (1)$$

where $f_k(x_o)$ is the cokriged f value at location x_o . Then, transmissivity $T_k(x_o)$ becomes $\exp [F+f_k(x_o)]$.

λ_{io} and μ_{jo} are the cokriging weights associated with x_o , which can be evaluated as follows:

$$\sum_{i=1}^{n_f} \lambda_{io} R_{ff}(x_i, x_\ell) + \sum_{j=n_f+1}^{n_f+n_h} \mu_{jo} R_{hf}(x_j, x_\ell) = R_{ff}(x_o, x_\ell) \quad \ell=1,2,\dots,n_f \quad (2)$$

$$\sum_{i=1}^{n_f} \lambda_{io} R_{fh}(x_i, x_\ell) + \sum_{j=n_f+1}^{n_f+n_h} \mu_{jo} R_{hh}(x_j, x_\ell) = R_{fh}(x_o, x_\ell) \quad \ell=n_f+1, n_f+2, \dots, n_f+n_h$$

where R_{ff} , R_{hh} , and R_{fh} , are covariances of f and h , and cross-covariance of f and h , respectively.

Equations similar to (1) and (2) were also derived to construct a cokriged hydraulic head map. The covariances R_{hh} , and R_{fh} in (2) are derived from the first-order numerical approximation (see equations (10) to (14)) because of its flexibility for bounded domains and nonstationary problems.

Once the cokriged $T_k(x)$ field is obtained, it is used to solve the governing groundwater flow equation,

$$\nabla[T_k(x) \cdot \nabla\phi(x)] = 0 \quad (3)$$

with specified boundary conditions to derive a new head field, ϕ . The new head field is guaranteed to satisfy the given flow equation and boundary conditions. This head field, however, is an approximate mean head conditioned on the f and h measurements and it is not necessarily equal to the co-conditional mean head, $\langle\phi_c\rangle$ (subscript c denotes conditioned and $\langle\rangle$ stands for expectation). To show this, we can express a conditional random transmissivity field as the sum of conditional mean transmissivity and its conditional perturbation, $T_c(x) = \langle T_c(x) \rangle + t_c(x)$. Similarly, we can write the conditional head as $\phi_c = \langle\phi_c(x)\rangle + h_c(x)$. Then, the exact conditional mean flow equation becomes

$$\nabla[\langle T_c(x) \rangle \cdot \nabla\langle\phi_c(x)\rangle] + \langle \nabla[t_c(x) \cdot \nabla h_c(x)] \rangle = 0 \quad (4)$$

As shown in (4), true conditioned mean T and ϕ fields do not satisfy the continuity equation (3), and $\langle\phi_c\rangle$ is not necessarily equivalent to the ϕ in (3) unless the second term in (4) is zero. The second term becomes zero only under two conditions: 1) all the transmissivity values in the aquifer are specified (i.e., $t_c(x) = 0$), or 2) all the head values in the domain are known (measured) so that $h_c(x)$ is zero everywhere. Suppose that the head field is known everywhere (i.e., a conditioned mean field, $\langle\phi_c\rangle$) but our information about the transmissivity field is incomplete. The cokriged transmissivity field, $T_k(x)$, in (3) will be the co-conditioned mean T field if and only if the divergence of the product of $T_k(x)$ and the gradient of the known head field is zero. More specifically, if T_k is obtained from classical cokriging using all the head values and the incomplete transmissivity data set, the head field,

ϕ , derived from (3) using this T_k should not equal $\langle \phi_c \rangle$ or the observed head field. This is attributed to the fact that T_k is an approximated co-conditioned mean field based on classical cokriging, which assumes a linear relationship between f and h . In order to derive the true conditional mean head field, a conditional mean transmissivity estimator that uses head information must consider the nonlinearity between f and h . For cases where information about both head and transmissivity distributions is incomplete, the exact conditional mean flow equation (4) and the exact co-conditioned mean transmissivity field, $\langle T_c \rangle$, must be used.

Since we do not have a way to evaluate the term, $\langle \nabla(t_c \cdot \nabla h_c) \rangle$, in (4) at this moment, we have to ignore its existence but focus on the development of the method for tackling the nonlinear relationship between f and h . To accomplish this goal, we adopt a successive linear estimator to modify the $T_k(x)$ field in (3). That is,

$$\hat{Y}_c^{(r+1)}(x_o) = \hat{Y}_c^{(r)}(x_o) + \sum_{j=n_f+1}^{n_f+n_h} \omega_{j_o}^{(r)} [\phi_j^*(x_j) - \phi_j^{(r)}(x_j)] \quad (5)$$

where ω_{j_o} is the weighting coefficient for the estimate at location x with respect to the head measurement at location x_j , and r is the iteration index. \hat{Y}_c is an estimate of the conditional mean of $\ln T$, which is equal to the cokriged log transmissivity field, $f_k + F$, at $r=0$. The residual about the mean estimate is y , (i.e., $y = \ln T - \hat{Y}_c$). Note that \hat{Y}_c and y are different from F and f previously defined. $\phi_j^{(r)}$ is the head at the j th location of the solution to (3) at iteration r and ϕ_j^* is the observed head at location j (i.e., $\phi_j^* = H_j + h_j^*$). The successive linear estimator is unbiased since

$$E[\hat{Y}_c^{(r+1)}] = E[\hat{Y}_c^{(r)}] + \sum_{j=n_f+1}^{n_f+n_h} \omega_{j_o}^{(r)} \{ E[\phi_j^*] - E[\phi_j^{(r)}] \} = F \quad (6)$$

To ensure the estimator having minimal variance, the mean square error (MSE) criterion is used to select the optimal coefficient, ω ,

$$E[(\ln T - \hat{Y}_c^{(r+1)})^2] = \text{minimum} \quad (7)$$

The mean square error for our estimator can be expanded as

$$\begin{aligned} E[(\ln T - \hat{Y}_c^{(r+1)})^2] &= E \left\{ \left[(\ln T - \hat{Y}_c^{(r)}) - \sum_{j=n_f+1}^{n_f+n_h} \omega_{jo}^{(r)} (\phi_j^* - \phi_j^{(r)}) \right]^2 \right\} \\ &= E \left[\left(y^{(r)} - \sum_{j=n_f+1}^{n_f+n_h} \omega_{jo}^{(r)} h_j^{(r)} \right)^2 \right] \\ &= \epsilon_{yy}^{(r)} - 2 \sum_{j=n_f+1}^{n_f+n_h} \omega_{jo}^{(r)} \epsilon_{yh}^{(r)} + \sum_{j=n_f+1}^{n_f+n_h} \sum_{k=n_f+1}^{n_f+n_h} \omega_{jo}^{(r)} \omega_{ko}^{(r)} \epsilon_{hh}^{(r)} \end{aligned} \quad (8)$$

where ϵ_{yy} , ϵ_{yh} , and ϵ_{hh} are error covariances and cross covariance at each iteration. To minimize (8), we differentiate it with respect to ω and set the resultant to zero. Thus, we have

$$\sum_{j=n_f+1}^{n_f+n_h} \omega_{jo}^{(r)} \epsilon_{hh}^{(r)}(x_j, x_\ell) = \epsilon_{yh}^{(r)}(x_o, x_\ell) \quad \ell = n_f+1, \dots, n_f+n_h \quad (9)$$

The values of ω 's are determined by solving (9) with given ϵ_{yh} and ϵ_{hh} . With new ω values, (5) can be employed to update our estimate, \hat{Y}_c . However, the solution to (9) requires the knowledge of ϵ_{yh} and ϵ_{hh} which can be evaluated at each iteration as follows.

Based on the first-order analysis for a finite element groundwater flow model (e.g., *Dettinger and Wilson, 1981*), hydraulic head at the r th iteration can be written as a first-order Taylor series:

$$\phi = \hat{\phi}_c^{(r)} + h^{(r)} = \mathcal{F}[\hat{Y}_c^{(r)} + y] \approx \mathcal{F}[\hat{Y}_c^{(r)}] + \left. \frac{\partial \mathcal{F}}{\partial \ln T} \right|_{\hat{Y}_c^{(r)}} y^{(r)} \quad (10)$$

where \mathcal{F} represents (3). The first-order approximation of the residual $h^{(r)}$ can be written as

$$h^{(r)} \approx \left. \frac{\partial \mathcal{F}}{\partial \ln T} \right|_{\hat{Y}_c^{(r)}} y^{(r)} = J^{(r)} y^{(r)} \quad (11)$$

where J can be evaluated using an adjoint state sensitivity method (e.g., Sykes *et al.*, 1985; Sun and Yeh, 1992) subject to boundary conditions. Using (11), we then derive the approximate covariance of $h^{(r)}$ and cross-covariances between $y^{(r)}$ and $h^{(r)}$.

$$\begin{aligned} \epsilon_{hh}^{(r)}(x_i, x_j) &= J^{(r)} \epsilon_{yy}^{(r)}(x_i, x_m) J^{t(r)} \\ \epsilon_{yh}^{(r)}(x_i, x_j) &= J^{(r)} \epsilon_{yy}^{(r)}(x_i, x_m) \end{aligned} \quad (12)$$

where i and $j = n_f + 1$ to $n_f + n_h$; ℓ and $m = 1, 2, \dots, N$ (total number of nodes); J is the sensitivity matrix of $n_h \times N$, and superscript t stands for the transpose. ϵ_{yy} is the covariance of y which is given by

$$\epsilon_{yy}^{(1)}(x_o, x_k) = R_{ff}(x_o, x_k) - \sum_{i=1}^{n_f} \lambda_{io} R_{ff}(x_o, x_i) - \sum_{j=n_f+1}^{n_f+n_h} \mu_{jo} R_{fh}(x_k, x_j) \quad (13)$$

at iteration $r = 0$, where $k = 1, 2, \dots, N$, and λ and μ are cokriging coefficients. Equation (13) is the cokriging variance if $x_o = x_k$. For $r \geq 1$, the covariances are evaluated according to

$$\epsilon_{yy}^{(r+1)}(x_o, x_k) = \epsilon_{yy}^{(r)}(x_o, x_k) - \sum_{i=n_f+1}^{n_f+n_h} \omega_{io}^{(r)} \epsilon_{yh}^{(r)}(x_k, x_i) \quad (14)$$

After updating $\hat{Y}_c(x)$, the flow equation (3) is solved again with the newly updated $\hat{Y}_c(x)$ for a new head field, ϕ . Then, the absolute difference in σ_t^2 (the variance of the estimated transmissivity field) between two successive iterations is evaluated. If the difference is smaller than a prescribed tolerance, the iteration stops. If not, new ϵ_{yh} and ϵ_{hh} , are evaluated using (12). Then (9) is solved to obtain a new set of weights which are used in (5) with $(\phi_j^* - \phi_j^{(r)})$ to obtain a new estimate of $\hat{Y}_c(x)$.

The condition numbers of the cokriging matrix equation (2) and the matrix equation (9) of our iterative inverse method can be extremely large if the number of head measurements is large. Truncation errors may, thus, be amplified and affect the interpolation of transmissivity values by cokriging (1) and our iterative method. To avoid such a problem, addition of an error term to the head covariance matrix in (2) was employed. In addition, a relaxation term, Θ , was added to the diagonal of the matrix in (9) during each iteration.

$$\sum_{j=n_f+1}^{n_f+n_h} \omega_{jo}^{(r)} \epsilon_{hh}^{(r)}(x_j, x_\ell) + \Theta^{(r)} \delta_{ii} = \epsilon_{yh}^{(r)}(x_o, x_\ell) \quad \ell = n_f+1 \dots n_f+n_h \quad (15)$$

where δ_{ii} is the identity matrix. In general, a large value of Θ slows down the convergence rate and a small value may lead to numerical instability. In our approach, the Θ value is assigned dynamically; the value of the relaxation term is determined as the product of a constant weighting factor and the maximum value of $\epsilon_{hh}(x_i, x_j)$ at each iteration. Since the value of ϵ_{hh} will decrease as iteration proceeds, the Θ value will decrease accordingly. This term does not represent measurement error as discussed by *Dietrich and Newsam* (1989); *Carrera and Glorioso* (1991) but merely a numerical technique to condition the matrix. In fact, this approach is analogous to the pseudo transient

technique employed for nonlinear numerical problems described in *Fletcher (1988)*.

EXAMPLES

Assessment of an inverse method under any field condition is difficult unless a large amount of transmissivity and head data sets are available. Such detailed data sets rarely exist. Even if these data sets are available, it is difficult to determine the amount of measurement errors in the data sets. Therefore, validation of a model for field condition is inconclusive (see *Gelhar, 1993, p 347*). More importantly, verification of an inverse model against a perfectly known scenario is always a first step toward the model application. Because of this reason, the performance of our stochastic inverse approach is demonstrated using hypothetical heterogeneous aquifers with the assumption that all the statistical parameters characterizing the spatial variability of $\ln T$ are known exactly and measurements are considered to be error-free. The domain size of the two-dimensional hypothetical aquifers is specified as 21 m long and 11 m wide and is discretized with uniform elements of 1 m x 1 m. Each element was assigned a constant mean transmissivity value ($\ln T = 0.0$). The perturbation field was generated from a random field generator (*Gutjahr, 1989*) using an exponential covariance function with anisotropic correlation scales (3m in the x direction and 1m in the y direction). These transmissivity values will be called the true transmissivity values. The upper and lower sides of the aquifer are assigned as no flux boundaries and the left and right-hand sides are prescribed head boundaries with prescribed head values of 0.95 m and 0.85 m, respectively. In addition, a pumping well with a constant discharge Q is placed at a given high transmissivity location. The steady-state groundwater flow equation (3) was solved with the true transmissivity field to obtain the corresponding true head field. Samples were then taken from these true fields. Note that a finite

element model was used to solve (3) for the head at each node. The head values at the four nodes of an element were then averaged to represent the head at the center of the element.

Two different types of inverse problems (deterministic and stochastic as explained below) are examined. Results of our approach are compared with those derived from the classical cokriging approach. The performance of these methods is evaluated quantitatively using the following criteria:

$$P_1 = \frac{1}{N} \sum_{i=1}^N (y_{oi} - y_{ei}) \quad (16)$$

$$P_2 = \frac{1}{N} \sum_{i=1}^N (y_{oi} - y_{ei})^2$$

where y_{oi} and y_{ei} are the observed and estimated transmissivity values at i -th location, respectively. N is the total number of elements for f . P_1 is a measure of the bias and P_2 is the mean square error of our estimates.

Deterministic Inverse Problems.

Assuming the Darcy law is valid, the Darcy velocity can be written in terms of conditional means and perturbations:

$$\langle q_c \rangle + q_c = -[(\langle T_c \rangle + t_c) \cdot \nabla \langle H_c \rangle + \langle (\langle T_c \rangle + t_c) \cdot \nabla h_c \rangle] \quad (17)$$

Suppose that all the head and transmissivity measurements are error-free and the head values at every node of our finite element aquifer are known. Thus, the second term on the right-hand side of (17) must be zero since the conditional perturbation in h_c is zero everywhere and (17) becomes

$$\langle q_c \rangle + q_c = -[(\langle T_c \rangle + t_c) \cdot \nabla \langle H_c \rangle] \quad (18)$$

In order to obtain a unique transmissivity distribution, $T_c(x) = \langle T_c(x) \rangle + t_c(x)$, the Darcy velocity, $\langle q_c(x) \rangle + q_c(x)$, must be specified at every point in the aquifer. Since flow is under steady-state conditions, Darcy's velocity must be constant along any given streamline. Therefore, if all the heads are known, and the velocity is specified at all the boundary nodes or a column of transmissivity values crossing all the stream lines are prescribed, the solution of the inverse problem is unique. We call this type of inverse problems deterministic. For this type of problems, a reliable inverse model is expected to reasonably identify all the transmissivity values in the aquifer. Also, they allow us to explore problems associated with the linear cross-correlation between f and h and the assumption of a linear predictor embedded in cokriging as the variance of f increases. Moreover, these deterministic inverse problems can be used to test our relaxation approach for alleviating numerical instability problems associated with our inverse model.

Two such deterministic cases were examined: Case 1. $\sigma_f^2 = 0.38$ and Case 2. $\sigma_f^2 = 3.01$. A well discharging $Q=5 \text{ m}^2/\text{m}$ was located at point (5, 8) in these two cases. The random transmissivity fields were generated with the same seed number. We assume that the transmissivity values of the elements on the left-hand side of the boundary ($n_f = 11$) are known and all the heads in the aquifer ($n_h=231$) are given. Since all heads were used, the condition number of the cokriging matrix is excessively large. Without adding a relaxation term, the cokriged transmissivity map produced some anomalous values of transmissivity due to numerical instability (see *Dietrich and Newsam, 1989*). To alleviate this problem, a small relaxation term with a value equal to 1% of the σ_h^2 was added to the head covariance matrix in the cokriging equation. Figures 1a, b, and c show the true, cokriged,

and our estimated transmissivity distributions of the hypothetical aquifer of Case 1, respectively. It is evident that even all the head information is given, cokriging tends to produce a much smooth transmissivity field than the true one although the general pattern is very similar to that of the true one. The transmissivity field estimated by our approach depicts all the detailed variation in transmissivity and is in excellent agreement with the true field.

The true transmissivity field and those by cokriging and our approach for Case 2 are illustrated in Figure 2a, b, c, respectively. As σ_f^2 increases to 3.01, the cokriged transmissivity field is very smooth except near the 11 f measurements at the left-hand side boundary. However, the spatial transmissivity pattern has little resemblance to the general pattern of the true field. On the other hand, the transmissivity field from our approach again is in good agreement with the true field. The discrepancy between the estimated and the true field is slightly larger than that in Case 1.

This result is expected since the linear relationship between f and h assumed in classical cokriging is valid only for small variances in f . More specifically, consider one-dimensional steady-state flow through a stochastic transmissivity field with a given flux, q . The q can be expressed as

$$q = -T \frac{d\phi}{dx} = -e^{(F+f)} \left(\frac{dH}{dx} + \frac{dh}{dx} \right) = T_g e^f (J + j) \quad (19)$$

where J is the mean gradient and j is its perturbation. T_g is the geometric mean of T . The gradient perturbation can thus be expressed as

$$j = \frac{dh}{dx} = \frac{q}{T_g} e^{-f} - J \quad (20)$$

which shows that h and f are related in a nonlinear manner. However, the exponential term in (20)

can be approximated by the first two terms of a series expansion if f is small. Thus, (20) becomes

$$j = \frac{dh}{dx} \approx \frac{q}{T_g} (1 - f) - J \quad (21)$$

According to (21), for small values of f or σ_f^2 , h can be closely approximated as a linear function of f . This also supports the preference of using $\ln T$ in the inverse modeling as stated by *Carrera and Neuman* (1986b).

The convergence patterns of our iterative approach for Cases 1 and 2 are illustrated in Figure 3a and b, where the criteria, P_1 , P_2 , σ_f^2 , $\max \delta h$ (the maximum head difference between the observed and estimated head at observation locations), and $\max \epsilon_f$ (the square root of the maximum $\epsilon_{ff}(x,x)$) are plotted as a function of iteration. For both cases, our iterative approach produces estimates that are much less biased and have a smaller MSE than those by cokriging although both are unbiased estimators. The σ_f^2 of our estimated transmissivity field stabilizes rapidly in Case 1 and reaches the value of 0.36. For Case 2 where $\sigma_f^2 = 3.01$, our approach produces a field with $\sigma_f^2 = 2.84$ at the 300th iteration. The value of $\max \epsilon_f$ for Case 1 decreases rapidly with iterations, indicating improvements of the estimated f field. For Case 2, this value decreases at a slower rate than that of Case 1 due to the nonlinearity of the problem.

Stochastic Inverse Problems.

The stochastic inverse problems are referred to the case where one or both of the perturbation terms in (4) are unknown, due to the lack of measurements. Subsequently, no unique solution to the

identification of transmissivity values can be obtained. A logical solution to these stochastic inverse problems is to derive the mean $\ln T$ and ϕ fields that are conditioned on the observed $\ln T$ and ϕ values (see Dagan, 1985, and Kitanidis, 1986). Uncertainties around the conditional means at the unsampled locations are then addressed using the conditional variances of $\ln T$ and ϕ . Classical cokriging is a possible tool for this purpose. However, as demonstrated in the examples of the deterministic inverse problems, the cokriging technique is restricted by its assumption of the linear relationship between f and h . Our iterative approach alleviates the problem of linear assumption and is capable of producing $\ln T$ and ϕ fields that preserve the measured values at sample locations and satisfy the continuity equation. These $\ln T$ and ϕ fields are not necessarily the true conditional mean $\ln T$ and ϕ fields defined in (4) since the term, $\langle \nabla(t_c \cdot \nabla h_c) \rangle$, is not evaluated explicitly and excluded from the flow equation (3) employed in our iterative approach. As a result, the contribution of this term is likely lumped into our estimates of $\langle \ln T_c \rangle$ and $\langle \phi_c \rangle$. Subsequently, $\ln T$ and ϕ fields derived from our iterative method are merely approximate co-conditional means. They may be qualified as co-conditional effective transmissivity and head fields in the sense that they satisfy the flow equation. Nevertheless, these approximations should be close to the exact conditional means if the magnitude of the term $\langle \nabla(t_c \cdot \nabla h_c) \rangle$ in (4) is small. One way to prove our claims is to conduct co-conditional Monte Carlo simulations which require a large number of simulations and demands a high performance computer. However, there is no rigorously proven co-conditional Monte Carlo technique that is capable of producing each individual co-conditioned realizations of $\ln T$ and ϕ fields. Due to these reasons, we can only test our results by using the following criteria: the variances of our estimated $\ln T$ and ϕ fields should be larger than the variances of the cokriged fields which are smaller than the variances of the real world analog due to the co-conditioning effect. In addition, our

mean estimates are unbiased and should have a smaller MSE than that of cokriging. Using these criteria, the scenario below is employed to test our iterative approach.

The two-dimensional flow scenario in the previous cases of the deterministic inverse problems is used with the exception that the number of head and transmissivity measurements, n_h and n_f , are specified as 30 and 5, respectively. The locations of these measurements are shown in Figure 4 by the circles. In addition, a different seed number is used to generate the random f field and the well is located at point (9, 6) with $Q=5 \text{ m}^2/\text{m}$. Also shown in Figure 4 are the resultant transmissivity and head fields from both cokriging and our iterative approach. Both approaches produced head fields that closely resemble the true head field. Although the difference between the results of the two approaches is small, the cokriged transmissivity field is smooth depicting the general structure of the true field while the transmissivity field from our iterative approach reveals more detailed structures.

Figure 5 shows the performance measures of our iterative approach as a function of iteration number. Again, the performance of cokriging is reflected by these measures at the zeroth iteration. Based on this figure, our transmissivity estimates are less biased and the MSE is smaller than that of classical cokriging. The variance of our estimated transmissivity field, σ_f^2 , stabilized around the 300th iteration and reached a value of 1.7 which is greater than that of the cokriging estimate (0.67) but smaller than the variance of the true field (2.96). The values of P_1 and P_2 for the estimated head fields by cokriging are 0.77×10^{-4} and 0.35×10^{-2} , respectively. The corresponding values by our approach are 0.25×10^{-5} and 0.13×10^{-2} . The magnitude of $\max \epsilon_f$ decays exponentially at a slower constant rate than in the deterministic cases. The constant rate also decreases after around the 200th iteration, indicating further reduction in the improvement of f as the iteration continues.

DISCUSSIONS

The rationale of our successive linear predictor is different from those described by *Gavalas et al.* (1976), and *Carrera and Glorioso* (1991) although (5) is similar in form to their equations. Our approach uses a linear estimator and the governing flow equation successively to update the error covariances ϵ_{yy} , ϵ_{hh} and cross-covariance ϵ_{yh} , and in turn, improves the difference in estimated and observed head values. Our approach does not attempt to minimize the differences between the observed and estimated head but to minimize the mean square error in our $\ln T$ estimates. In our view, the $\ln T$ and ϕ fields obtained by our approach are essentially approximate conditional means.

We have to point out that the covariances (R_{hh} and ϵ_{hh}) and the cross-covariance (R_{fh} and ϵ_{fh}) are derived from first-order approximations (see 11 and 12). In addition, the exact conditional mean flow equation was not used to derive the sensitivity matrix. The quality of the approximations, especially for the large variance problems, is unknown. Subsequently, the conditional covariances of f , ϵ_{ff} , updated by these linear approximations may be affected. The continuous decline of $\max \epsilon_f$ value with iterations although at a slow rate in the stochastic inverse problem appears to reflect this problem.

The addition of the relaxation term is necessary, and it is capable of controlling the instability of the numerical solution in the case where a large number of observed head values are used. If a relaxation term of an extremely small value (or zero) is used, our iterative may diverge as in the case of solving steady-state nonlinear equation (e.g., Richards' equation). A large value stabilizes the solution but decreases the rate of convergence.

The CPU time for Case 2 of the deterministic inverse problem was about 30 minutes on an IBM RISC/6000/590 with 512mb memory for the 300 iterations since it used all the 231 head

information. On the other hand, it only required approximately 1.2 minutes of CPU time for the stochastic inverse problem.

CONCLUSION

Our proposed iterative approach attempts to circumvent the nonlinear relationship between f and h through successive linear approximations. Two deterministic inverse problems with different degrees of nonlinearity were used to demonstrate the ability of our model. We show that our inverse approach is undoubtedly superior to classical cokriging which relies on the linear assumption of the relationship between f and h . Our approach is able to reproduce transmissivity and head fields that are in close agreement with the true fields even for aquifers with variance of f up to 3 under nonuniform flow conditions. These estimated fields, thus, represent the conditional mean fields. However, our approach requires more computational effort than the cokriging.

For stochastic inverse problems, the estimated transmissivity patterns by the cokriging technique and our approach are very similar. Nevertheless, our approach is better than the classical cokriging method since it produces smaller bias and MSE of the estimates. In addition, it reveals a more detailed spatial pattern of the true transmissivity field. We have to point out that the estimates of $\ln T$ and ϕ fields by our method are merely approximate mean fields conditioned on the observed f and h values. They may be best called the conditional effective transmissivity and head fields.

ACKNOWLEDGMENT

This research was supported in part by NSF Grant EAR-9317009, and grant number ES04949 from the National Institute of Environmental Health Sciences. We would like to thank Dr. Allan

Gutjahr, Bailing Li, Jinqi Zhang for many useful discussions. The helpful and insightful comments from the three anonymous reviewers are also greatly appreciated.

REFERENCES

- Carrera, J., and S. P. Neuman, Estimation of aquifer parameters under transient and steady state conditions: 1. Maximum likelihood method incorporating prior information, *Water Resour. Res.*, 22(2), 199-210, 1986a.
- Carrera, J., and S. P. Neuman, Estimation of aquifer parameters under transient and steady state conditions: 2. Uniqueness, stability, and solution algorithms, *Water Resour. Res.*, 22(2), 211-227, 1986b.
- Carrera, J. and L. Glorioso, On geostatistical formulation of the groundwater flow inverse problem, *Adv. Water Resources*, 14(5), 273-283, 1991.
- Clifton, P. M. and S. P. Neuman, Effects of kriging and inverse modeling on conditional simulation of the Avra valley aquifer in southern Arizona, *Water Resour. Res.*, 18(4), 1215-1234, 1982.
- Cooley, R. L., Incorporation of prior information of parameters into nonlinear regression groundwater models, 1. Theory, *Water Resour. Res.*, 18(4), 965-976, 1982.
- Dagan, G., Stochastic modeling of groundwater flow by unconditional and conditional probabilities, 1. Conditional simulation and the direct problem, *Water Resour. Res.*, 18(4), 813-833, 1982.
- Dagan, G., Stochastic modeling of groundwater flow by unconditional and conditional probabilities: The inverse problem, *Water Resour. Res.*, 21(1), 65-72, 1985.
- Dettinger, M. D. and J. L. Wilson, First order analysis of uncertainty in numerical models of groundwater flow, Part 1. Mathematical Development, *Water Resour. Res.*, 17(1), 149-161,

1981.

Dietrich, C. R. and G. N. Newsam, A stability analysis of the geostatistical approach to aquifer transmissivity identification, *J. of Stochastic Hydraul.* 3, 293-316, 1989.

Fletcher, C. A. J., Computational techniques for fluid dynamics, (1), pp. 409, Springer-Verlag, 1988.

Gavalas, G. R., P. C. Shah, and J. H. Seinfeld, Reservoir history matching by Bayesian estimation, *Tran. AIME* 261, 337-350, 1976.

Gelhar, L. W., *Stochastic subsurface hydrology*, Prentice Hall, 1993.

Gutjahr, A. L., Fast Fourier transforms for random field generation, *Project Report for Los Alamos Grant, Dept. of Math.*, New Mexico Inst. of Min. and Tech., Apr., 1989.

Gutjahr, A. L. , and J. L. Wilson, Co-kriging for stochastic models, *Transport in Porous Media*, 4(6), 585-598, 1989.

Gutjahr, A. L., B. Bullard, S. Hatch, and L. Hughson, Joint conditional simulations and the spectral approach for flow modeling, *J. of Stoch. Hydrol.*, 1994.

Hoeksema, R. J. and P. K. Kitanidis, An application of the geostatistical approach to the inverse problem in two-dimensional groundwater modeling, *Water Resour. Res.*, 20(7), 1003-1020, 1984.

Hoeksema, R. J. and P. K. Kitanidis, Prediction of transmissivities, heads, and seepage velocities using mathematical modeling and geostatistics, *Adv. Water Resour.*, 12, 90-101, 1989.

Kitanidis, P. K., Comment on "Stochastic modeling of groundwater flow by unconditional and conditional probabilities: The inverse problem" by G. Dagan, *Water Resour. Res.*, 22(6), 984-986, 1986.

Kitanidis, P. K., and E.G. Vomvoris, A geostatistical approach to the inverse problem in groundwater

- modeling (steady-state) and one-dimensional simulation, *Water Resour. Res.*, 19, 677-690, 1983.
- Mizell, S. A., Allan L. Gutjahr, L. W. Gelhar, Stochastic analysis of spatial variability in two-dimensional steady groundwater flow assuming stationary and nonstationary heads, *WaterResour. Res.*, 18(4), 1053-1067, 1982.
- Neuman, S. P., A statistical approach to the inverse problem of aquifer hydrology, 3. Improved solution method and added perspective, *Water Resour. Res.*, 16(2), 331-346, 1980.
- Neuman, S. P., and S. Yakowitz, A statistical approach to the inverse problem of aquifer hydrology, 1. Theory, *Water Resour. Res.*, 15(4), 845-860, 1979.
- Rubin, Y., and G. Dagan, Stochastic identification of transmissivity and effective recharge in steady groundwater flow, 1. Theory, *Water Resour. Res.*, 23(7), 1185-1192, 1987.
- Sun, N.-Z., and W. W.-G. Yeh, A stochastic inverse solution for transient groundwater flow: parameter identification and reliability analysis, *Water Resour. Res.*, 28(12), 3269-3280, 1992.
- Sykes, J. F., J. L. Wilson, and R. W. Andrews, Sensitivity analysis of steady state groundwater flow using adjoint operators, *Water Resour. Res.*, 21(3), 359-371, 1985.
- Willis, R., and W.-G. Yeh, *Groundwater Systems Planning and Management*, Prentice Hall, Englewood Cliffs, NJ, 1987.
- Yeh, T-C. J., A. L. Gutjahr and M. Jin, An iterative Cokriging-like technique for groundwater flow modeling, *Groundwater Water*, Jan.-Feb, 1995.
- Yeh, T.-C. J., and P.A. Mock, A structured approach for calibrating steady-state ground water flow models, to appear *Ground Water*, May-June, 1996.
- Yeh, W.W-G., Review of parameter identification procedure in groundwater hydrology: The inverse

problem, *Water Resour. Res.*, 22(2), 95-108, 1986.

Yeh, W. W-G., and G. W. Tauxe, Optimal identification of aquifer diffusivity using quasilinearization, *Water Resour. Res.*, 7(4), 955-962, 1971.

FIGURE CAPTIONS


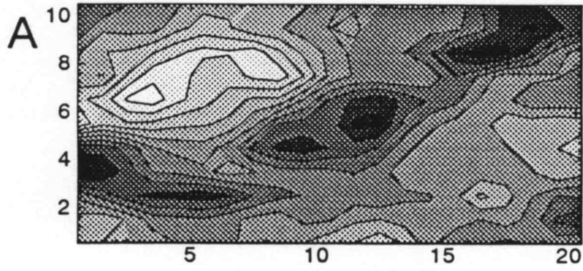

Figure 1. a) The true transmissivity field, b) the cokriged transmissivity field, and c) the estimated transmissivity field by our iterative approach for Case 1.


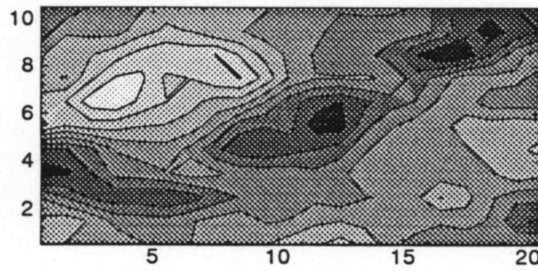

Figure 2. a) The true transmissivity field, b) the cokriged transmissivity field, and c) the estimated transmissivity field by our iterative approach for Case 2.

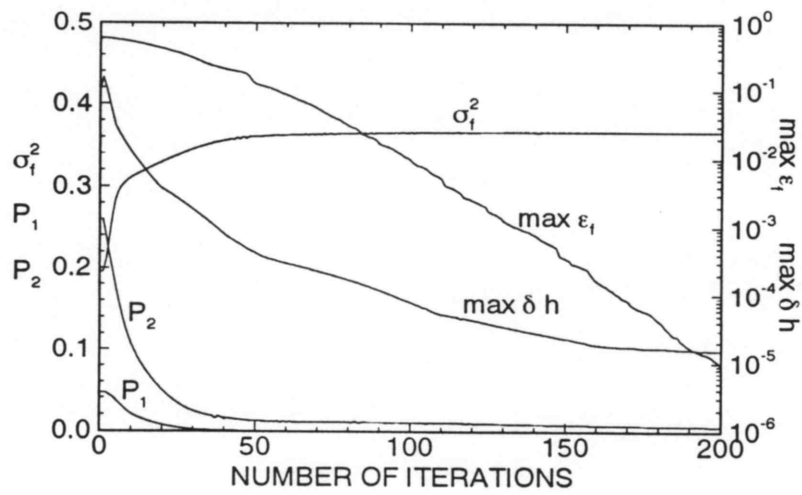
Figure 3. The convergence patterns of our iterative approach for a) Case 1, and b) Case 2.

Figure 4. Illustrations of the true $\ln T$ and head perturbation fields and those by the classical cokriging method and our iterative approach for Case 3.

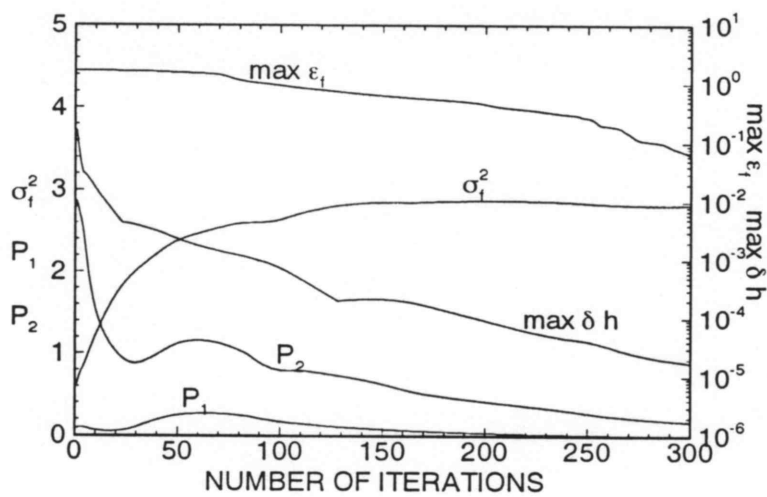
Figure 5. The convergence patterns of our iterative approach for Case 3.







F3a



LnT Fields Head Fields (mean removed)

