

A Review of Astronomical Science with Visible Light Adaptive Optics

Laird M. Close^{1a},^aCAAO, Steward Observatory, University of Arizona, Tucson AZ 85721, USA;

ABSTRACT

We review astronomical results in the visible ($\lambda < 1\mu\text{m}$) with adaptive optics. Other than a brief period in the early 1990s, there has been little (< 1 paper/yr) night-time astronomical science published with AO in the visible from 2000-2013 (outside of the solar or Space Surveillance Astronomy communities where visible AO is the norm, but not the topic of this invited review). However, since mid-2013 there has been a rapid increase visible AO with over 50 refereed science papers published in just ~ 2.5 years (visible AO is experiencing a rapid growth rate very similar to that of NIR AO science from 1997-2000; Close 2000). Currently the most productive small ($D < 2$ m) visible light AO telescope is the UV-LGS Robo-AO system (Baranec, et al. 2016) on the robotic Palomar $D=1.5$ m telescope (currently relocated to the Kitt Peak 1.8m; Salama et al. 2016). Robo-AO uniquely offers the ability to target > 15 objects/hr, which has enabled large (> 3000 discrete targets) companion star surveys and has resulted in 23 refereed science publications. The most productive large telescope visible AO system is the $D=6.5$ m Magellan telescope AO system (MagAO). MagAO is an advanced Adaptive Secondary Mirror (ASM) AO system at the Magellan 6.5m in Chile (Morzinski et al. 2016). This ASM secondary has 585 actuators with < 1 msec response times (0.7 ms typically). MagAO utilizes a 1 kHz pyramid wavefront sensor. The relatively small actuator pitch (~ 22 cm/subap) allows moderate Strehls to be obtained in the visible (0.63-1.05 microns). Long exposures (60s) achieve < 30 mas resolutions, 30% Strehls at 0.62 microns (r') with the VisAO camera in $0.5''$ seeing with bright $R \leq 9$ mag stars. These capabilities have led to over 22 MagAO refereed science publications in the visible. The largest ($D=8$ m) telescope to achieve regular visible AO science is SPHERE/ZIMPOL. ZIMPOL is a polarimeter fed by the ~ 1.2 kHz SPHERE ExAO system (Fusco et al. 2016). ZIMPOL's ability to differentiate scattered polarized light from starlight allows the sensitive detection of circumstellar disks, stellar surfaces, and envelopes of evolved AGB stars. Here we review the key steps to having good performance in the visible and review the exciting new AO visible science opportunities and science results in the fields of: exoplanet detection; circumstellar and protoplanetary disks; young stars; AGB stars; emission line jets; and stellar surfaces. The recent rapid increase in the scientific publications and power of visible AO is due to the maturity of the next-generation of AO systems and our new ability probe circumstellar regions with very high (10-30 mas) spatial resolutions that would otherwise require much larger (> 10 m) diameter telescopes in the infrared.

Keywords: Visible Adaptive Optics; Adaptive Secondary Mirror; High-Contrast

1.0 INTRODUCTION

1.1 Review of AO Astronomy in the Visible

In the early years of AO (1990-1994) AO work (often by the military) was done in the visible (Rigaut 2015). The 1.5m Starfire AO telescope started with visible scoring cameras. Strehls were quite low $\sim 10\%$ at $0.85\mu\text{m}$, and resolutions were also fairly low at ~ 0.21 - $0.25''$ FWHM (Drummond et al. 1994). The overall use of AO for astronomical science (at any wavelength) was still fairly rare. Moreover, once HST was repaired in late 1993 visible AO observations lost favor with astronomers who switched to using HST. However, the newly available NIR (NICMOS/InSb) arrays for ground-based AO astronomical observations made NIR AO on 4-10m telescopes very complimentary to HST visible resolutions. In this manner there was no direct competition from HST's superior performance in the visible, and AO thrived in the NIR in the late 90's onwards (see Close 2000 for a review).

¹ lclose@as.arizona.edu; phone +1 520 626 5992

In the later years (1995-2012) the 1-2.5 μm wavelength range (the NIR) proved a great scientific home for AO astronomical science (still mostly independent of direct HST competition) and produced Strehls that were high ($\sim 60\%$ at K) on 4-8m class telescopes. However, visible AO had little significant astronomical science impact in “night-time” astronomy (< 1 paper/yr). But visible AO was extensively used for Solar, Military SSA at, for example, AEOS with VisIM in Maui. Also the visible has always been home to amateur AO astronomy (often with some form of Lucky imaging and post-detection frame selection; again not the topic of this review). Nevertheless, there were almost no astronomical (< 1 paper/yr) refereed papers in the visible from 1994-2012. The most likely reasons for this were: 1) the Strehls were not very good in the visible (often $< 1\%$) with only ~ 100 corrected modes (at just a few hundred Hz WFS frame rate) from the systems of this generation; and 2) all the visible photons were typically used for the wavefront sensor. Visible AO science really required that an AO system be designed from the start to work in the visible (e.g. with < 135 nm rms wavefront error – effectively requiring 100s of very well corrected modes and at least ~ 1 kHz WFS framerates for $D \geq 6\text{m}$ telescopes).

1.2 Scientific Advantages to Visible AO

Despite its demanding nature, visible AO has many scientific advantages over the NIR. After all, most astronomy is done in the visible, but almost no AO science was done with $\lambda < 1\mu\text{m}$ on large 6.5-10m class telescopes until recently. A short list of some of the advantages of AO science in the visible compared to the NIR is:

- **Better science detectors** (CCDs): much lower dark current, lower readnoise, much better cosmetics (no bad pixels), $\sim 40\text{x}$ more linear, and camera optics can be warm, simple, and compact.
- **Much Darker skies**: the visible sky is 100-10,000x darker than the K-band sky.
- **Strong Emission lines**: access to the primary visible recombination lines of Hydrogen ($\text{H}\alpha$ 0.6563 μm) --- most of the strongest emission lines are all in the visible, and these have the best calibrated sets of astronomical diagnostics.
- **Off the Rayleigh-Jeans tail**: Stars have much greater range of colors in the visible (wider range color magnitudes) compared the NIR which is on the Rayleigh-Jeans tail. Moreover, visible photometry combined with the IR enables extinction and spectral types to be much better estimated.
- **Higher spatial resolution**: The 20 mas resolution regime opens up. A visible AO system at r band ($\lambda = 0.62\mu\text{m}$) on a 6.5m telescope has the spatial resolution of ~ 20 mas (with full uv plane coverage un-like an interferometer) that would otherwise require a 24m ELT (like the Giant Magellan Telescope) in the K-band. So visible AO can produce ELT like NIR resolutions on today’s 6.5-8m class telescopes.

1.3 Keys to good AO Performance in the Visible

While it is certainly clear that there are great advantages to doing AO science in the visible it is also true that there are real challenges to getting visible AO to produce even moderate Strehls on large telescopes. Below we outline (in rough order of importance) the most basic requirements to have a scientifically productive visible AO system on a 6.5m sized telescope.

1. **Good 0.6” V-band Seeing Site** – Large r_0 (long τ_0) and consistency (like clear weather, low humidity) is critical.
2. **Good DM and fast non-aliasing WFS**: need many (> 500) actuators (with $d < r_{0/2}$ sampling), no “bad/stuck” actuators, need at least > 200 well corrected modes for $D > 6\text{m}$.
3. **Minimize all non-common path (NCP) Errors**: Stiff “piggyback” design with simple visible science camera well coupled to the WFS –keep complex optics (like the ADC) on the common path. Keep optical design simple and as common path as possible.
4. **Lab Testing**: Lots (and lots) of “end-to-end” closed loop testing with visible science camera.
5. **Modeling/Design**: Well understood error budget feeding into analytical models, must at least expect ~ 135 nm rms WFE on-sky. Try to measure/eliminate vibrations from the telescope and environment with advanced rejection/filter techniques (eg. linear quadratic estimation (LQG) filters).
6. **High Quality Interaction Matrixes**: Excellent on-telescope IMATs with final/on-sky pupil. Take IMATs in partial low-order closed-loop to increase the SNR of the high order modes in the IMAT.
7. **IR camera simultaneous with Visible AO camera**: this is important since you achieve a 200% efficiency boost. Allows for excellent contingency in poor seeing when only NIR science is possible.
8. **Leverage Differential Techniques for Enhanced Contrasts**: Since the visible Strehl ($\sim 30\%$) is not high for any current AO systems, contrast gain from coronagraphy is very limited. However, differential techniques such as Spectra Differential Imaging (SDI) or Polarimetric Differential Imaging (PDI) are very effective in the visible,

and when combined with Angular Differential Imaging (ADI) observations with Principal Component Analysis (PCA) data reduction techniques, can lead to very high contrast detections of 10^{-5} within $0.5''$ (Males et al. 2014).

1.4 Visible AO vs. HST, Interferometers, or NIR AO on 8-10m Telescopes

The Magellan AO system (MagAO) is a good example of a visible AO system. MagAO can regularly obtain (>50% of the nights so far observed) moderate Strehl (~20% at $0.65\mu\text{m}$) and 20-30 mas resolution images in the visible (Close et al. 2013; Fig. 1). *This is >2x higher resolution than the Hubble Space Telescope can achieve at the same wavelengths, and is also ~2-3x better than the sharpest images one can make from the ground with conventional NIR AO on the largest 8-10m apertures.* While interferometers can provide higher spatial resolutions, their limited “uv” coverage, limiting magnitudes, and very small FOV (< $0.1''$) make them generally much less attractive than direct imaging for the science cases outlined in section 2.3. Also, speckle interferometry can achieve the diffraction-limit, but is only effective on the brightest binary stars in the optical, with limited contrast and, hence, dynamic range. Whereas, MagAO has detected exoplanets 10^{-5} times fainter within $0.5''$ of the host star (Males et al. 2014) such contrasts are impossible to achieve with any speckle or interferometric techniques.




Fig 1: Top row: the central ionizing binary of the Trapezium: θ^1 Ori C as imaged with MagAO’s Visible CCD camera (VisAO) in different filters. Note the excellent resolution in the raw 60 second image. We note that no post-detection shift and add (SAA) was applied, nor was there any frame selection used to produce these top row images. Typically we achieved resolutions of $0.026\text{-}0.029''$ and Strehls of 28-35% in $0.5\text{-}0.7''$ V-band seeing. Middle row: same as top row, except the images have been post-detection aligned (SAA) and the pixel response function (PRF) has been removed. This improved image resolution by ~5-6 mas. Bottom row: is just magnified by 3x. These were the highest resolution, deep, images ever published to our knowledge (modified from Close et al. 2013).

A simple reason that many “VisAO” science cases *cannot* be done with *HST* is that the brightest science targets ($V < 8^{\text{th}}$ mag) become difficult to observe in space without debilitating core saturation/charge bleeding --even for minimum exposures. Moreover, the permanent loss of the ACS HRC channel leaves just the visible coronagraphic “wedge” in STIS on *HST*. With a size of $>0.2''$, which often covers up the most important science area for circumstellar science (the core), this bar inhibits *HST* study of our “VisAO” science cases. Also we note that *JWST* will not likely produce diffraction-limited imaging in the visible. MagAO with its VisAO camera provides a 2-3 fold improvement in the angular resolution of direct imaging in astronomy while simultaneously gaining access to the important narrowband visible ($0.6\text{-}1.05\mu\text{m}$) spectroscopic features (like the key hydrogen recombination Halpha line at $0.656\mu\text{m}$) that have been inaccessible at $0.02''$ resolutions to date (Close et al. 2013; Close et al. 2014). Similar resolutions are now also possible with SPHERE/ZIMPOL (see Fusco et al. these proceedings).

1.5 The First Robotic AO System: Robo-AO

Visible AO is being used on smaller telescopes still today. An excellent example of this is the Robo-AO system in use at the 1.5m at Palomar. It uses an UV LGS to allow remote scanning of the skies. Robo-AO can do thousands of AO targets in a survey at an unprecedented (for AO) speed of ~ 15 targets/hour. Although the spatial resolutions are limited $\sim 0.2''$ the ability to image thousands of targets in a survey is very powerful. For more on Robo-AO see Baranec et al. 2016 and for more on its new home at the 2.0m on Kitt Peak see Salama et al. 2016 (these

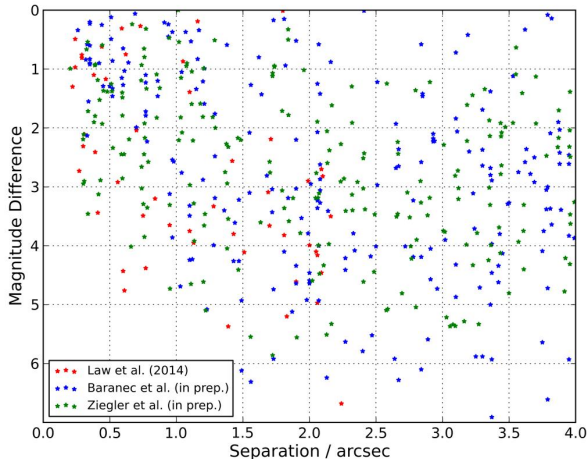


Fig 2: 440 out of 3313 Kepler mission Kepler objects of interest (KIOs) have companions (or objects of interest) is an excellent example of visible AO's scientific power when coupled to very large surveys with robotic telescopes like Robo-AO on the 1.5m (Law et al. 2014; Baranec, et al. 2016; and Ziegler, et al. 2016, arXiv:1605.03584).

proceedings). In Fig. 2 we show Robo-AO's follow-up survey of 3313 of the of *Kepler* field KOI's (and the discovery of 440 companions) as an excellent example of visible AO's scientific power (in fig 2: Law et al. (2014) detected 53 companions of 715 KOI targets; Baranec, et al. 2016; 203 companions from 969 KOI; and Ziegler, et al. 2016, arXiv:1605.03584; 223 companions from 1629 KOIs).

Actually host star characterization with AO in visible was first started at the 4m Advanced Electro-Optical System telescope (a rare example of visible AO science pre-2013), in Maui with the high-order AO system there, see for example Roberts et al. (2011; 2015). However, Robo-AO can cover more stars faster than any other system, and currently dominates the host star follow-up field.

The SAM LGS system on the 4m SOAR telescope provides wide field, high sky coverage, ground layer (GLAO) corrected images ($3 \times 3'$ with $\sim 0.5''$ FWHM). See for

example high-quality BVRI photometric data in the field of globular cluster NGC 6496 by Fraga et al. (2013). In addition Salinas et al. (2015) used SAM to study the cores of galaxies at $0.5''$ resolutions that were otherwise saturated. Visible GLAO can be a difficult niche to exploit since GLAO images are worse than what HST can deliver, yet HST time is very limited, and visible GLAO can be advantageous over seeing limited observations.

There are other visible AO instruments on even larger telescopes like those that are fed by the very high order PALM-3000 AO system at the 5m Hale at Palomar. Examples of its visible science cameras include the SWIFT IFU and TMAS CCD camera which has made excellent images of the moons of Jupiter (Dekany et al. 2013).

1.6 The Largest Aperture Visible AO System: The SPHERE/ZIMPOL Polarimetric Camera

The largest telescope visible AO system is the ZIMPOL camera fed by the SPHERE ExAO system ($\sim 1.2\text{KHz}$, ~ 1300 sub-aperture SH WFS; Fusco et al. these proceedings). In good conditions SPHERE can achieve moderate Strehls well in the visible. For example this has allowed Kervella et al. (2016) to do fast integrations over 4 different visible wavelengths (V, CntH α , NH α and TiO717) with SPHERE/ZIMPOL and resolve the stellar surface of Betelgeuse (see Fig. 3). They detected an asymmetric gaseous envelope inside a radius of 2 to 3 times the near infrared photospheric radius of the star (R_*), and a significant H α emission mostly contained within $3 R_*$. From the polarimetric signal, they also identified the signature of dust scattering in an asymmetric and incomplete dust shell located at a similar radius. The presence of dust so close to the star may have a significant impact on the wind acceleration through radiative pressure on the grains. The $3 R_*$ radius emerges as a major interface between the hot gaseous and dusty envelopes. The detected asymmetries strengthen previous indications that the mass loss of Betelgeuse is likely tied to the vigorous convective motions in its atmosphere.

Similar work has now also been done on the AGB star envelopes around R Dor (Khouri et al. 2016) and L2 Puppis (Kervella et al. 2014).




Fig 3: A Comparison of the Stellar surface resolved well at visible wavelengths with ZIMPOL vs. in the NIR with NACO. Note the clear resolution of structure <50 mas in the visible AO image to the left (modified from Kervella et al. 2016).

There is also the powerful use of combining the fact that dust scatters light strongly at slightly less than $\sim 1\mu\text{m}$ (similar to the $<1\mu\text{m}$ size of the dust particles according to Mie scattering theory). In addition, ZIMPOL utilizes a differential approach to the detection of the polarized light that allows for the rejection of all non-polarized light. Moreover, polarized light data reduction itself can also reject the non-centrosymmetrically polarized light – to reveal only the proper scattered centrosymmetric polarized (Q_ϕ) light from a circumstellar disk (see Fig. 4).

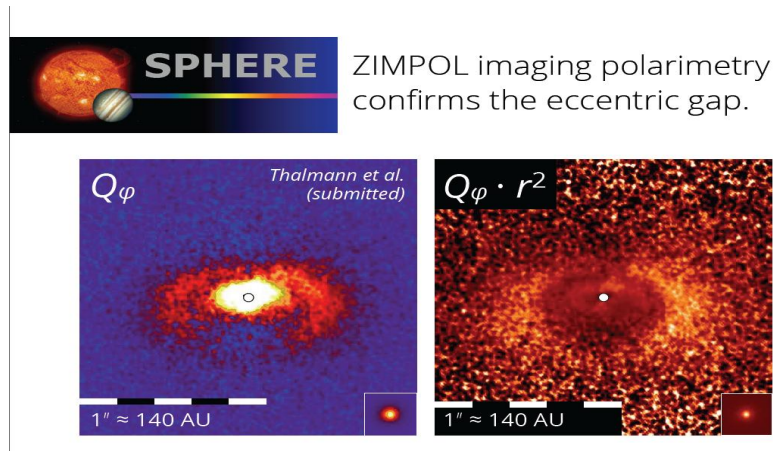


Fig. 4: Here the scattered light around the T-Tauri Star LkCa 15b as traced by the centrosymmetric polarized light detected ZIMPOL in the visible (Thalmann et al. 2015). Note the disk PA is really at around 230° , compare to Fig. 12.

2.0 INTRODUCTION TO MagAO

In this section we introduce in more detail the first large telescope AO system (MagAO) to produce visible AO science during all observations. To best understand how the MagAO system works in the visible first need to understand a bit about the history of the Adaptive Secondary Mirror (ASM).

2.1 Past Developments of Adaptive Secondary Mirrors for Adaptive Optics

Adaptive secondary mirrors (ASMs) have several advantages over conventional deformable mirrors: 1) they add no extra warm optical surfaces to the telescope (so throughput and emissivity are optimal); 2) the large size of the optic allows for a relatively large number of actuators and a large stroke; 3) their large size enables a wide ($>5'$) field of view (FOV); 4) the non-contact voice-coil actuator eliminates DM print-through; and hence 5) performance loss is minor even if up to $\sim 10\%$ of the actuators are disabled (proof: all MagAO data in this paper was obtained with ~ 12 of 585 MagAO actuators disabled). They also give better “on-sky” correction than any other AO DM (see Fig. 1). Hence, adaptive secondaries are a transformational AO technology that can lead to powerful new science and telescopic advancement (Lloyd-Hart 2000). MagAO is the result of 20 years of development by Steward Observatory and our research partner INAF-Osservatorio Astrofisico di Arcetri of Italy and industrial partners Microgate and ADS of Italy.

In 2002 this Arizona/Italy partnership (Wildi et al. 2002) equipped the 6.5m MMT with the world’s first ASM. This ASM is a 65 cm aspheric convex hyperboloid Zerodur shell 2.0 mm thick. The thin shell has 336 magnets bonded to its backside where 336 voice-coil actuators with capacitive sensors can set the shell position. The MMTAO has carried out regular NIR science observations since 2003 reliably with little down time (see for example: Close et al. 2003a; Kenworthy et al. 2004, 2007, 2009, Heinze et al. 2010; Hinz et al. 2010). However, the MMT system was really a prototype ASM.

From the many lessons learned from the MMT’s ASM, a new “2nd generation” of ASMs was fabricated for the LBT and MagAO. LBT’s AO system has had a spectacular on-sky first light in June 2010 (Esposito et al. 2010) obtaining the best AO performance of a large telescope to date. ESO has also developed (a larger 1.1m, thicker ~ 2.0 mm) DSM shell for their future AO facility for science use in late ~ 2016 (AOF; see Arsenault et al. 2014; Madec et al. 2016; these proceedings). Also such ASMs are baselined for the 24m Giant Magellan Telescope (GMT) secondaries (~ 2024) and the M4 of the ~ 39 m E-ELT (~ 2026), and perhaps as a future upgrade to the secondary of the 30m TMT. *Adaptive secondaries are now key to major AO systems and will likely play a role in all future large telescope projects.*

2.2 The 2nd Generation 585 element ASM for MagAO

Our “thin shell/voice coil/capacitive sensor” architecture is the only proven ASM approach. MagAO’s “LBT-style” 2nd generation 585 actuator 85cm dia. ASM offers many improvements over the 1st generation “MMT” ASM. In particular, MagAO’s successful Electro Mechanical acceptance tests in June 2010 proved that the MagAO 585 ASM has larger stroke ($\pm 15 \mu\text{m}$), a thinner shell (at 1.6 mm vs. 2.0 mm), half the “go to” time (< 0.7 - 1.0 ms; with electronic damping), 2-5 nm rms of positional accuracy (by use of a 70 kHz capacitive closed-loop), and just 30 nm rms of residual optical static polishing errors (compared to ~ 100 nm rms on the current MMT shell). These improvements are taken advantage of by LBTAO as well (Riccardi et al. 2010), but MagAO’s mirror overall is slightly better behaved compared to LBT (MagAO’s lack of 87 slower “outer ring” LBT actuators increases its speed w.r.t LBT). Moreover, MagAO’s ASM is much more flexible than any other ASM, while also not having the inner “stressed” hole illuminated (due to the 0.29 central obscuration of Magellan). So it is not really surprising that MagAO should be the highest performance ASM yet built – see Fig. 1 for proof of how effective MagAO is at high-order correction.

The 6.5m Magellan Telescope AO system (MagAO). Designed for Visible AO from start.

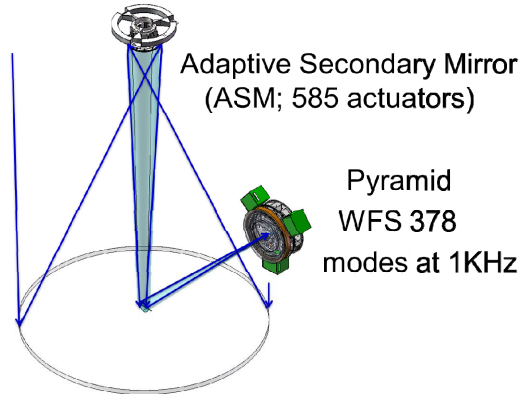
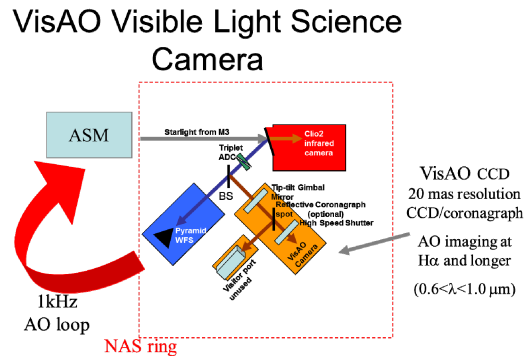


Fig 5: Schematic diagrams of the MagAO systems and VisAO camera.



Magellan is a Gregorian telescope (Fig. 5a) and requires a large ($d=85.1$ cm) concave ellipsoidal ASM. The concave shape of a Gregorian secondary enables easy testing “off the sky” with an artificial “star” for daytime tests and interferometric recalibration in the closed telescope dome. In addition, 585 mode servo loop CPU latency is limited to $<120 \mu\text{s}$ through the use of 132 dedicated DSPs (producing ~ 250 Giga Flops, in the ASM electronics) for very fast real-time performance.

2.3 Current Status of the MagAO System

MagAO had first light (with its science cameras VisAO and Clio2; see figure 5b) in November 2012 (as scheduled after the PDR that occurred in 2009). During first light the AO performance was excellent in the visible with just 200-250 modes in closed loop (see Close et al. 2013). The system then had a major upgrade in the second commissioning run in April 2013 when the maximum number of corrected modes was raised to 378 and corrections as good as 102 nm rms were obtained on bright stars in median 0.6” seeing. Then from April 1 to 25th (in the 2014A semester of Magellan) the first open facility science run was executed. The demand for MagAO observing time in 2014A was very high (typically 3-5x oversubscribed where it has remained). The individual TACs from Carnegie, MIT, Harvard/CfA, Arizona, University of Michigan, and Australia all assigned time for their users on MagAO in 2014A. The 2014A run was a good success with almost all science programs executed and with less than 2% downtime from MagAO and its cameras. Similar results from 2014B, 2015A, 2015B campaigns. Overall the community was very happy with MagAO’s performance. To date these TACs have now assigned a total of ~ 150 nights to MagAO.

During the 2016A run, on Feb 19 2016, a small ~ 2 liter glycol leak in the ASM contaminated the ASM. It has since been cleaned and fully restored and tested. The total number of bad positional sensors actually decreased from before the leak. A previously scheduled 2016B interferometric re-calibration of the ASM will occur, as scheduled, in Nov. 2016 at which point MagAO will be fully operational again. MagAO is the facility AO system for the Magellan community. See Morzinski et al. 2016 (these proceedings) for more details about MagAO.

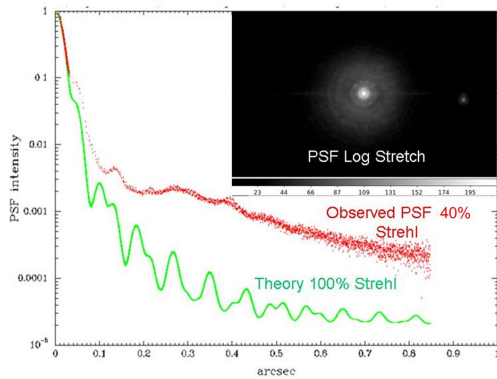


Fig 6: Deep PSF (40% Strehl) at 0.98 μm PSF (140 nm rms WFE with just 200 modes). Modified from Close et al. 2013. Note how the 35 mas resolution of the PSF allows for a raw contrast of 500 at just 0.1'' separation. In this manner good inner working angles and contrasts can be achieved with visible AO even if the Strehls are lower than in the NIR.

The schematic drawing (Fig. 5 –right-hand side) outlines how our VisAO and Clio2 cameras are co-mounted and can be used simultaneously (if desired). No instrument changes are ever needed to switch between NIR (Clio2) and visible science (VisAO). In the campaign/queue mode used for MagAO one will not use VisAO if seeing is poor, nor will any telescope time be lost since 1-5.3 μm Clio2 science can be done in >90% of the seeing conditions at Las Campanas --an excellent (median $V=0.64''$) seeing site (Thomas-Osip 2008).

2.4 Our Simulated MagAO/VisAO Error Budget Compared to On-Sky results

MagAO's 585 controllable modes map to a 22 cm "pitch" on the 6.5m primary. To predict the exact degree of correction we used "end-to-end" simulation of MagAO/VisAO with the Code for Adaptive Optics Simulation (CAOS; Carbillet et al. 2005). Our CAOS simulations (assuming no extra telescope vibration) predict slightly larger wavefront errors (135 vs. 122 nm rms) than our "corrected" test tower results (Males et al. 2012; Close et al. 2012), hence our test tower results are quite consistent with our analytical model of MagAO.

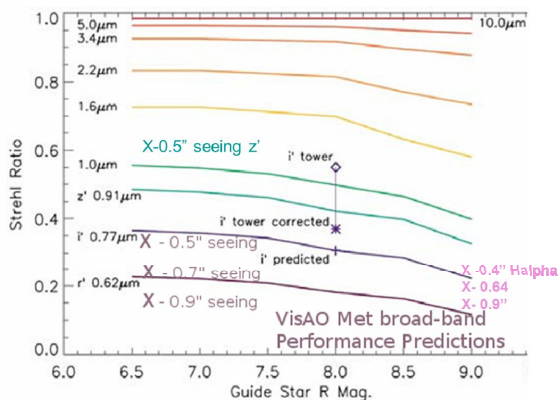


Fig 7: MagAO has achieved 104-140 nm of wavefront error using 200-378 modes in 0.65'' seeing (median conditions) on sky. This performance is very similar to the predictions by Males et al. 2013 for the MagAO. The curves are the predicted correction and the "X" are a few observed Strehls color coded to match the corresponding curve. See Close et al. 2014, fig 2 for 3,256 more data points with 19-21% Strehls at 0.65 μm in 0.4-0.8'' seeing.

2.4.1 Moderate Strehls robustly obtained in the Visible with MagAO on-sky

While simulations, and lab tests give significant comfort, the true test is whether the AO system can actually achieve >30% Strehls reliably in median atmospheric conditions (0.7'') on the sky. Since fall 2012 MagAO has been used over 150 nights. Figure 7 shows that the published Strehls achieved by MagAO/VisAO are right along the expected values. We now have 7 MagAO runs with diffraction-limited images obtained with VisAO on most of the nights. Diffraction-limited visible imaging with MagAO/VisAO is almost guaranteed at Magellan in median seeing/wind conditions on $V < 11$ mag guide stars (Close et al. 2014).

2.5 A Few Selected Science Cases for Visible AO Imaging (MagAO/VisAO) Observations

2.5.1 Imaging of Young Stars and Proplyds in Orion

Clearly the exciting possibility of obtaining ~ 20 mas FWHM images with MagAO could enhance our understanding of the positions (and motions) of the nearest massive young stars. Hence we targeted the Orion Trapezium cluster during the first light commissioning run with the MagAO system. Indeed in Figure 1 we can see how well the 32 mas binary Theta 1 Ori is split with visible AO (Close et al. 2013). As we can see in figure 8 in the trapezium region alone many scientific results can be obtained with visible AO. We can measure the astrometry of the trapezium members down to 0.2 mas/yr which is excellent (Close et al. 2013). This translates to velocities of 0.4 km/s, at which point the individual orbits start to show orbital arcs in the Trapezium (Close et al. 2013).

As figure 8 also illustrates we can image off-axis proplyds at high resolution. These warped protoplanetary disks are being photoevaporated by the intense UV radiation and solar wind from theta 1 Ori C. Interestingly Wu et al. 2013 were able to use it as a guide star to make HST resolution images of LV1 6.3'' off-axis from the guide star. This suggests (as do the $\sim 10''$ corrected FOV from SCAO solar AO systems) that the corrected FOV in the optical can be (even at Halpha) as large as $6''$.




Fig 8: High resolution images of the young stars (and their orbits) in the famous Trapezium cluster in the Orion Nebula. Close et al. 2013 and Wu et al. 2013. Background image from NASA/HST archive.

2.5.2 High-Contrast Imaging with VisAO

Another Key science field for visible AO is high contrast imaging of exoplanets with direct imaging. The large ~ 10 Jupiter mass planet Beta Pic b some ~ 9 AU from its host star is an excellent target for this sort of work. At the first light of MagAO deep imaging of Beta Pic b was carried out to see how faint the planet would appear in the Ys band. The full results of this first detection of an exoplanet with a CCD from the ground can be found in Males et al. (2014). In figure 9 we show what the contrast curve was from 2.5 hours of open shutter observation of the system. We note that this achieved contrast is very similar to that obtained by GPI on Beta-Pic in 30min in H band with SSDI/TLOCI (<http://www.gemini.edu/sciops/instruments/gpi/instrument-performance?q=node/11552>). The important fact here is that the smaller λ/d of visible AO can compensate for poorer (40%) Strehls to enable similar contrasts of an “extreme AO” system like GPI working at H band.

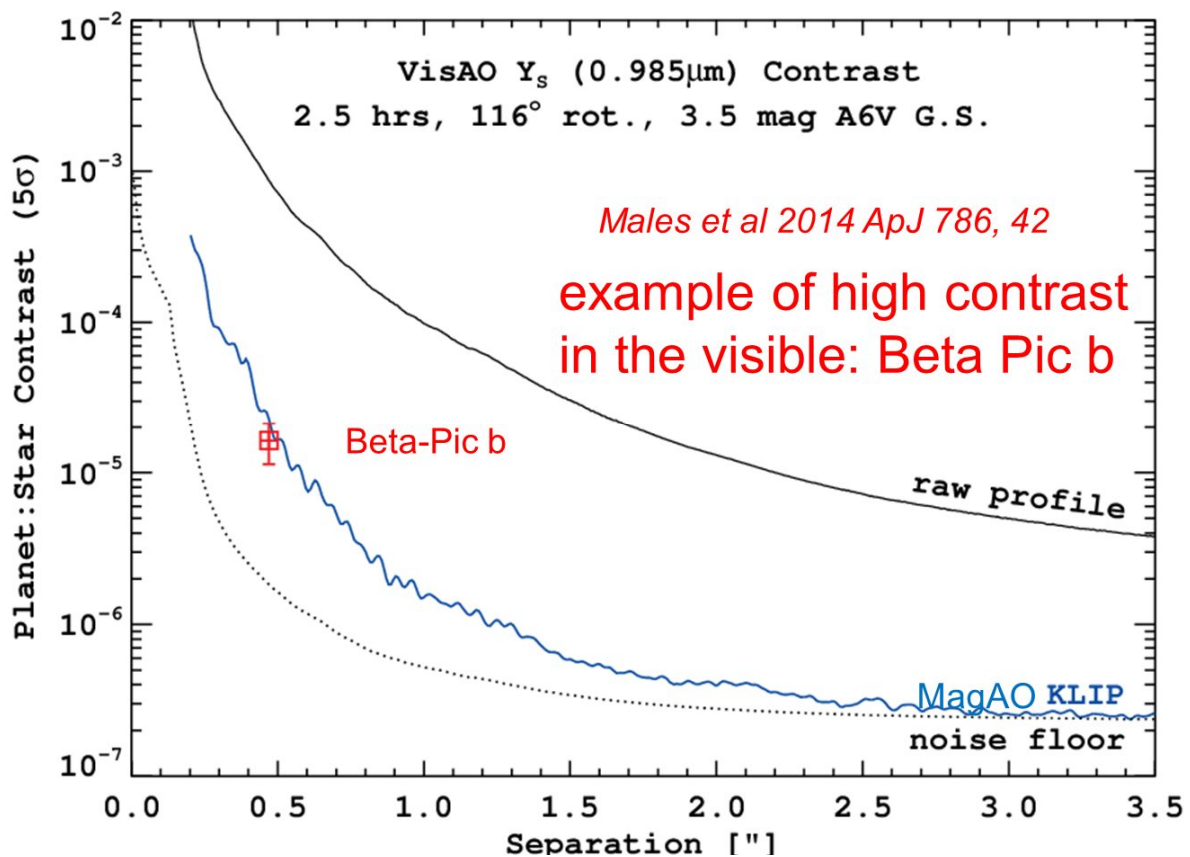


Fig 9: This “first light” visible AO contrast plot for MagAO from the published results of Males et al. (2014). It shows a similar contrast as that of the Gemini Planet Imager (GPI) at H band in 30 min (also on Beta-Pic). Visible AO is also “extreme AO” in terms of contrast.

2.5.3 High Contrast imaging with a novel SDI Camera

In the last section we learned that visible AO can make high contrast images in the visible broad band with ADI/PCA reductions. Indeed the VisAO camera design incorporates all the key features and remotely-selectable elements necessary to optimize such visible AO science. In particular, the coronagraph wheel contains a range of our custom reflective ND masks (Park et al. 2007), allowing deep circumstellar science on bright targets that would otherwise saturate the detector. The main purpose of these masks is to prevent blooming of the CCD47 VisAO detector. Our coronagraph doesn’t need to suppress diffraction rings since the ADI/PCA reduction

technique work very well. However the number of useful astrophysical investigations possible with Strehls in the ~20-40% range are limited without accurate PSF calibration. In the next section we introduce the “SDI” mode of the VisAO camera to calibrate the PSF directly.

One needs simultaneous PSF information to compare to (or deconvolve against) the “in-line” science image. An extremely effective technique for this is Simultaneous Differential Imaging (SDI; Close et al. 2005) which utilizes a Wollaston Beamsplitter to obtain nearly identical, simultaneous, images of the *o-polarized* and *e-polarized* PSFs (typically there is <10 nm rms of non-common path SDI error between the *o* and *e* images; Lensen et al. 2004; Close et al 2004). The SDI configuration of the VisAO camera includes: 1) a thin small angle calcite Wollaston beamsplitter near our pupil; and 2) a split on-H α /off H α “SDI” filter just before the focal plane (for the *e* beam/*o* beam; see Fig. 10). In this mode, we have obtained an almost perfect (photon noise limited) simultaneous calibration of the PSF “off” and “on” the H α line on-sky. Hence, a simple subtraction of the “off” image from the “on” image will map H α structures (jets, disks, accreting faint companions etc.), with minimal confusion from the continuum or PSF. We have three such SDI filter sets (with optional SDI double spot coronagraphic masks) for the H α , [OI], and [SII]. Our recent (as of April 2014) H α SDI filters yield on-sky 1 hr. images of 2×10^{-6} contrast at 1” which exactly at the photon-noise limited floor.

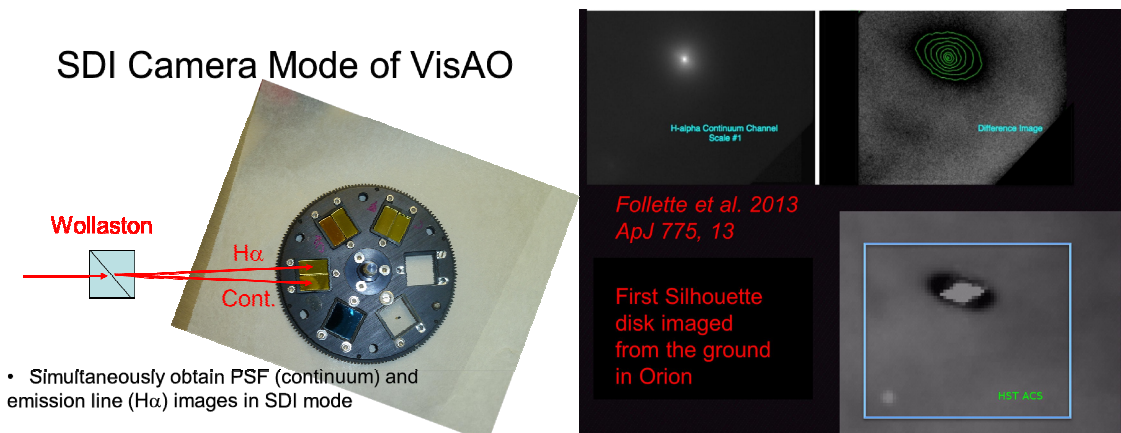


Fig 10: A cartoon of the SDI mode (left). To the right we see a real science example of the MagAO SDI mode in action. Here we see how a young forming solar system has its dust traced out by the shadow it casts as the bright Halpha background is absorbed by its dust disk. Modified from Follette et al. 2013.

2.5.4 High-Contrast H α Emission Line Imaging of Young Extrasolar Planets: GAPlanetsS Survey

Another key survey project we are doing with VisAO is high-contrast H α SDI imaging of the emission from the accretion shock caused by gas accreting onto gas giants during formation. We’ll target >30 known southern, young (<10 Myr), nearby (<150pc), gas-rich transitional disk systems that have $I \leq 10$ mag. During the time of gas accretion the protoplanets will have $\sim 10^{-(3-4)} L_{\text{sun}}$ and much of this will be radiated at H α for $\sim 10^6$ yrs (Fortney et al. 2008). In this manner, we can finally directly image giant planets where/when they form (likely past the “snow-line” >30-50 mas) as H α point-sources orbiting the young target star. This GAPlanetsS survey is already 60% complete, and will be likely finished after the 2016B run this fall (Follette et al. 2014).

The first major result of GAPlanetsS was the detection of the accretion low mass star HD142527B (Close et al. 2014) inside the disk gap of HD142527A – see figure 11. From this image the accretion rate could be determined for the companion that is responsible for carving out a large gap in the disk of HD142527A.

The next science highlight was the first detection of a true protoplanet. In the LkCa 15 system Sallum et al. (2015) detected with MagAO an H-alpha source at 90 mas at the same position of a L’ band NRM detected point source from the LBT and Keck (Krause et al. 2010). This discovery proves that planets pass through a high-luminosity accretion phase early in their lives and also have strong magnetic fields then. See Fig. 12 for discovery H α images




Fig 11: Here we examine the first GAPplanetS target, the famous transitional disk HD142527 with the SDI mode of MagAO. (*left*) Continuum (643 nm) ADI reduced image. (*Bottom Zooms*): Note the weak (~ 3 sigma) detection near the location of the candidate of Biller et al. 2012 (green circle). The source is inconsistent with the background star position (white circle). (*middle*) $H\alpha$ ADI images. Note the unambiguous 10.5 sigma $H\alpha$ point-source at sep=86.3 mas, PA=126.6°, hereafter HD142527B. (*right*) ASDI data reduction, here NCP narrow-band filter ghosts are not as well removed as with ADI. NOTE: the new single substrate SDI filters designed by custom scientific (and installed in VisAO in April 2014) has removed all signs of filter ghosts in the current Halpha SDI camera. These images clearly detect an accreting young companion just 86 mas (and 1000x fainter in continuum) from the primary star! Modified from Close et al. (2014).

2.5.5 High-Contrast Imaging of Extrasolar Planets in the Habitable Zone of Nearby Planets

An other Key Project for the VisAO camera will be to take deep ADI datasets on nearby stars to directly detect reflected light from giant planets. Jared Males has formed a strong group of scientific collaborators from across the Magellan Partnership to make sure that such a survey is well designed and has been obtaining the telescope resources required to finish. Please see Males et al. in these proceedings for more details.

2.5.6 Asteroid and Solar System Surfaces, and Titan's Atmosphere

There are many science cases where simply mapping objects at these very high resolutions is exciting. For example, even moderate Strehls are fine for mapping the edges of astroidal surfaces with the VisAO imager. The VisAO camera can also map Titan (diameter $\sim 0.7''$) with a $0.95\mu\text{m}$ CH_4 filter. Similar work is being done with the Palm-3000 system, where the moons of Jupiter and Saturn are being imaged in the optical (Hildebrandt, S. private comm.)

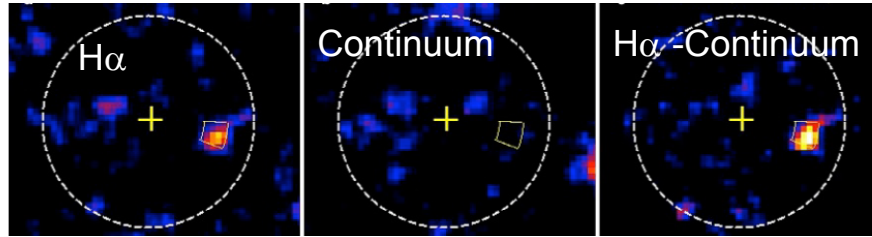


Fig. 12: The first detection of a protoplanet. Here we see the MagAO SDI H α detection of the 2-5 Jupiter mass protoplanet LkCa 15b. The planet is at ~ 15 AU (90 mas) and was unambiguously determined to be accreting by detection of H α emission. These images were published in the Nov 19, 2015 issue of Nature by Sallum et al. 2015. This exoplanet is helping carve out the disk gap seen by Thalmann et al. 2015 in figure 4. Image produce by Kate Follette (modified from Sallum et al. 2015).

2.5.7 Using Visible and NIR fluxes to constrain Atmospheric Models and Extinctions

A great advantage of visible AO is to constrain the atmospheric properties of brown dwarfs and extra-solar planets. Only in the visible can we obtain access to fluxes blueward of the black body peak of the spectrum. Hence the combination of r', I', z' and NIR photometry and spectra can strongly constrain the nature of companion brown dwarfs (Fig. 13) and exoplanets (Fig. 14), see for example Wu et al. 2015a,b, Wu et al. 2016.

We Can Use Visible AO to probe the extinction towards Planetary Mass Companions: Example CT Cha B

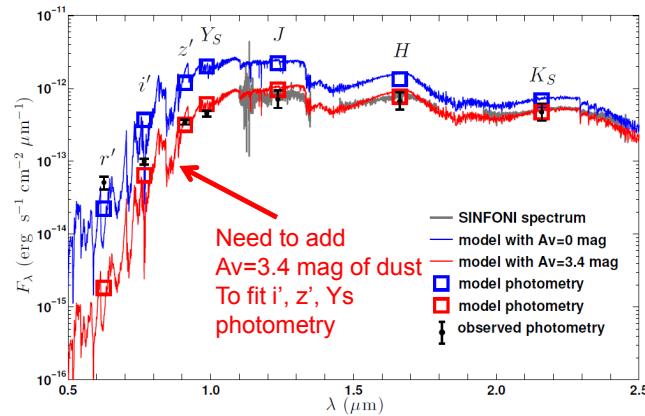


Fig 13: Atmospheric model fits to photometry is a powerful tool to understand the complete luminosity of a close brown dwarf companion (Wu et al. 2015). Above we see Wu et al. find with MagAO an $A_v=3.4\pm 1.1$ mag of extinction and signs of active accretion, hence CT Cha B has its own disk and is a brown dwarf formed by core fragmentation at 430 AU (figure modified from Wu et al. 2015).

We Can Use Visible AO to probe the extinction towards Planetary Mass Companions: Example HD106906b

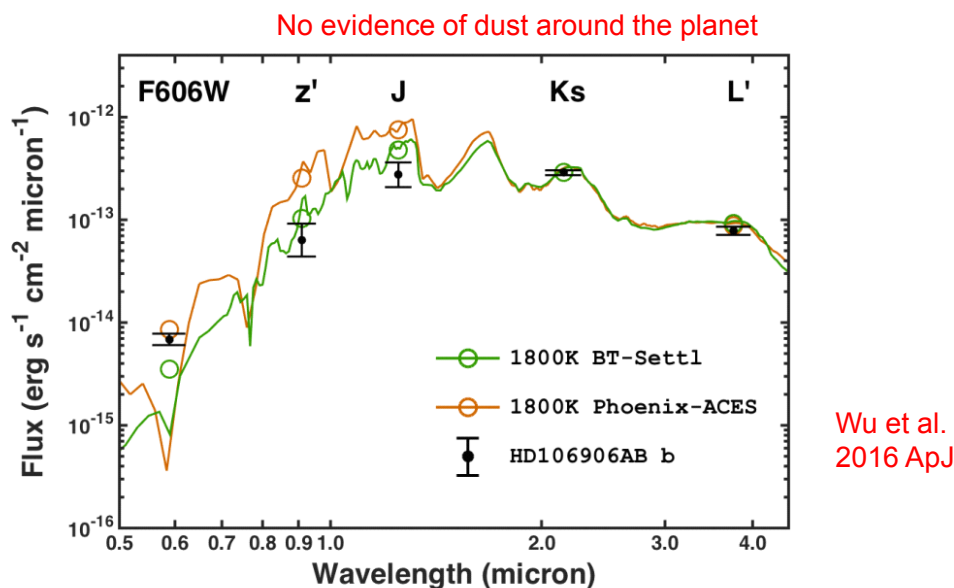


Fig 14: Here we see how MagAO visible AO photometry of the exoplanet HD106906b (discovered with MagAO by Bailey et al. 2014) can be proven to be a ~ 11 Jupiter mass planet through use of evolutionary models fit with the correct extinction of ~ 0 mag A_v (Wu et al. 2016). So unlike the cases of CT Cha B (Wu et al. 2015a) and RX 10609B (Wu et al. 2015b) which were found to be extinguished brown dwarfs with their own disks (and not exoplanets), HD106906b on the other hand has no sign of strong extinction from an external dust disk –and so is likely a truly faint, red, exoplanet due to its own cool atmosphere.

3.0 FUTURE VISIBLE AO SYSTEMS

There are also more visible AO cameras coming on-line soon. Subaru's SCExAO (Jovanovic et al. 2016; these proceedings) has already been producing high Strehl science in the NIR and will soon be producing science in the visible with VAMPIRES (Norris et al. 2016; these proceedings) and FIRST (see Jovanovic et al. 2016; these proceedings) with its 3.5kHz control of a woofer (AO188 DM) and tweeter (BMC 2Kilo DM) ExAO system.

The MagAO system will be increasing its PWFS closed-loop speed to 2kHz in November 2016 as part of the MagAO-2k upgrade (Males et al. 2016; these proceedings) and the SDI optics will be upgraded to SDI+ to maximize H α contrast on polarized objects. Moreover, recent support from the NSF MRI program is also enabling an extreme AO upgrade (MagAO-X) where the MagAO-2k ASM will be simply a “woofer” in concert with a new BMC 2Kilo “tweeter” DM operating at 3.5 kHz. Visible wavelength very high-contrasts ($\sim 10^{6-7}$) inside 0.5” are the goal of this coronagraphic instrument by 2020. Please see Males et al. 2016 (these proceedings) for a review of the MagAO-X system.

The LBT's visible science camera (SHARK-VIS system; see Farinato et al. 2016; these proceedings) is also proceeding to its FDR which will allow visible AO science at the LBT for the first time in the near future.

The VLT AOF has achieved first laser launch for all four ~ 20 W Na LGSs (Hackenburg et al. 2016; these proceedings). The DSM is soon to be delivered to UT4 (August 2016). Hence before the 2018 SPIE one expects

the AOF will be feeding GALASCI and through that the large visible ~60x60" IFU MUSE will be operating in GLAO mode. In addition, on the best nights, it can feed MUSE over a narrow field in a diffraction-limited optional platescale with LTAO (Madec et al. 2016; these proceedings) or even a future MCAO mode (concept by Esposito et al. 2016; these proceedings).

In the somewhat farther future, Keck's proposed (but not yet fully funded) NGAO system could have even higher resolution of a 10-m in the visible (complete with partially corrected Na LGSs) leading to very high sky-coverage diffraction-limited visible AO.

In the post-*HST* future the only source of diffraction-limited visible images will be visible AO. Sky coverage is currently small --as visible AO is limited to NGS targets $V < 12$ mag. But the use of LGS with visible AO could increase sky coverage considerably. Making visible AO a replacement for many of *HST*'s science programs a viable option. So the visible will be an increasingly important field for AO science and astronomy in general. *HST* is currently the most productive astronomical tool, it will be up to future all-sky visible AO systems to replace, at least part of, its functionality. So there will be a long-term need for AO science in the visible for the foreseeable future.

4.0 CONCLUSIONS

The future of visible AO science is clearly very bright. We are now in a new age where AO correction is good enough for excellent visible AO science to be carried out with facility AO systems like Robo-AO, MagAO, and SPHERE/ZIMPOL. The near future will bring many new visible AO systems on-line and many more exciting science results will follow.

Some science highlights of visible AO today would include Robo-AO's complete 3313 star survey of the *exoplanet host stars* of every KOI (Law et al. 2014; Baranec, et al. 2016; and Ziegler, et al. 2016). We already have exciting MagAO/VisAO science results on *exoplanets atmospheres* (Males et al. 2014; Bailey et al. 2014; Close et al. 2014; Follette et al. 2014; Biller et al. 2014; Morzinski et al. 2015; Sallum et al. 2015; Rodigas et al. 2016; Wu et al. 2016), *young stars* (Close et al. 2013; 2014), *circumstellar disks* (Follette et al. 2013; Wu et al. 2013; Biller et al. 2014; Rodigas et al. 2014; Wu et al. 2016), *brown dwarf atmospheres* (Wu et al. 2015a,b) and *H α emission jets* (Wu et al. in prep., Monnier et al. in prep) with many more science papers on these and other fields soon to be published. Also SPHERE/ZIMPOL has looked at the *resolved surfaces of stars* (Kervella et al. 2016) and the *polarized light* from *AGB stellar envelopes* (Kervella et al. 2016; Khouri et al. 2016) and from *circumstellar disks* (Thalmann et al. 2015; and others). This is just the start of what is sure to be a long-lived productive field of science at visible wavelengths with AO.

L.M.C.'s research is supported by the NSF ATI (Grant No. 1506818) and the NSF AAG and NASA Origins of Solar Systems programs, and NASA's Exoplanets Research Program (XRP; grant NNX16AD44G).

REFERENCES

- Agapito et al. 2008, SPIE, 7015, 70153G
Arsenault, R. et al., "ESO adaptive optics facility progress and first laboratory test results," Proc. SPIE 9148, 9148-1 (2014)
Bailely V, et al. 2014 ApJ Lett 780 L4
Biller B, et al. 2014 ApJ Lett in press
Brusa G. et al. 2003 proc SPIE 4839, 691.

- Burges C.J.C. "A Tutorial on Support Vector Machines for Pattern Recognition". *Data Mining and Knowledge Discovery*, Vol. 2, No. 2, pp 121-167, (1998).
- Benedict, G.F. et al. 2006 *AJ* 132, 2206
- Baranec C. et al. 2013arXiv:1309.4432
- Baranec C. et al. 2016 *AJ* 152, 18
- Carbillet, M., et al. "Modeling astronomical adaptive optics - I. The software package CAOS", *MNRAS*, Volume 356, Issue 4, pp. 1263-1275 (2005).
- Carbillet, M., et al. "Performance of the first-light adaptive optics system of LBT by means of CAOS simulations", *SPIE Proc.* 4839, 131 (2003).
- Close, L.M., 2000 "Review of published galactic and solar system science: a bright future for adaptive optics science", *Proc. SPIE Vol. 4007*, p. 758-772, *Adaptive Optical Systems Technology*, Peter L. Wizinowich; Ed.
- Close L.M. et al. 2005b *NATURE* 433, 286
- Close L.M. et al. 2003a, *ApJ* 599, 537
- Close L.M. et al. 2003b *ApJ* 598, 35L
- Close, Laird M.; Gasho, Victor; Kopon, Derek; Hinz, Phil M.; Hoffmann, William F.; Uomoto, Alan; Hare, Tyson, 2008 *Proc SPIE Volume 7015*, pp. 70150Y-70150Y-12
- Close, Laird M.; Gasho, Victor; Kopon, Derek; Males, Jared; Follette, Katherine B.; Brutlag, Kevin; Uomoto, Alan; Hare, Tyson, *Adaptive Optics Systems II*. Edited by Ellerbroek, Brent L.; Hart, Michael; Hubin, Norbert; Wizinowich, Peter L. 2010 *Proceedings of the SPIE*, Volume 7736, pp. 773605-12
- Close L.M., Males, J. et al. 2013, *ApJ*, 774 94
- Close L.M., Males, J. et al. 2014, *ApJ Lett* 781 L30
- Cahoy, Kerri L.; Marley, Mark S.; Fortney, Jonathan J. 2010, *ApJ* 724 189
- Dekany, Richard; Roberts, Jennifer; Burruss, Rick; Bouchez, Antonin; Truong, Tuan; Baranec, Christoph; Guiwits, Stephen; Hale, David; Angione, John; Trinh, Thang; Zolkower, Jeffrey; Shelton, J. Christopher; Palmer, Dean; Henning, John; Croner, Ernest; Troy, Mitchell; McKenna, Dan; Tesch, Jonathan; Hildebrandt, Sergi; Milburn, Jennifer *ApJ*, 776, Issue 2, article id. 130, 13 pp. (2013))
- Drummond, J. D., Christou, J. C., & Fugate, R. Q. 1995 *ApJ* v.450, p.380
- Ercolano, B., Drake, J. J., Raymond, J. C. & Clarke, C. C. 2008, *ApJ*, 688, 398E.
- Esposito S. et al. 2006 *Proc. SPIE Volume 6272*, pp. 62720A
- Esposito, Simone; Riccardi, Armando; Fini, Luca; Puglisi, Alfio T.; Pinna, Enrico; Xompero, Marco; Briguglio, Runa; Quirós-Pacheco, Fernando; Stefanini, Paolo; Guerra, Juan C et al. 2010 *Adaptive Optics Systems II*. Edited by Ellerbroek, Brent L.; Hart, Michael; Hubin, Norbert; Wizinowich, Peter L. *Proceedings of the SPIE*, Volume 7736, pp. 773609-12
- Ferrarese, M. & Merritt, D. 2000, *ApJ*, 539L, 9F.
- Follette, Katherine B.; Close, Laird M.; Kopon, Derek; Males, Jared R.; Gasho, Victor; Brutlag, Kevin M.; Uomoto, Alan, 2010 *Ground-based and Airborne Instrumentation for Astronomy III*. Edited by McLean, Ian S.; Ramsay, Suzanne K.; Takami, Hideki. *Proceedings of the SPIE*, Volume 7735, pp. 77351P-10
- Follette K., Close, L. et al. 2013 *ApJ* 775, L3
- Follette K., Close, L. et al. 2014 *Sagan Summer workshop*.
- Fortney, J. J.; Marley, M. S.; Saumon, D.; Lodders, K. 2008 *The Astrophysical Journal*, Volume 683, Issue 2, pp. 1104-1116.
- Fraga, Luciano; Kunder, Andrea; Tokovinin, Andrei (2013) *AJ* 145, 165
- Fusco, T. et al. 2016, *Proc. SPIE 9909*; these proceedings
- Gratadour, D., Rouan, D., Mugnier, L. M., Fusco, T., Clenet, Y., Gendron, E. & Lacombe, F. 2006, *A&A*, 446, 813G.
- Gladysz, S. et al. 2008, *PASP*, 120, 1132
- Hillenbrand, Lynne A.; Strom, Stephen E.; Vrba, Frederick J.; Keene, Jocelyn 1992 *Astrophysical Journal*, vol. 397, no. 2, p. 613-643
- Hinz, P.M. et al. 2000, *SPIE* 4006, 349
- Hinz, Philip M.; Rodigas, Timothy J.; Kenworthy, Matthew A.; Sivanandam, Suresh; Heinze, Aren N.; Mamajek, Eric E.; Meyer, Michael R. 2010 *The Astrophysical Journal*, Volume 716, Issue 1, pp. 417-426
- Kervella, P., et al. (2016) *A&A* 585 28
- Kervella, P., et al. (2015) *A&A* 578, 77
- Khouri, T., et al. (2016) *A&A* 591 70

- Law N.M. et al. (2014) *ApJ Lett* 791, 35L
- Kenworthy et al. 2004, *Advancements in Adaptive Optics*. Edited by Domenico B. Calia, Brent L. Ellerbroek, and Roberto Ragazzoni. *Proceedings of the SPIE*, Volume 5490, pp. 351-358
- Kenworthy, Matthew A.; Mamajek, Eric E.; Hinz, Philip M.; Meyer, Michael R.; Heinze, Aren N.; Miller, Douglas L.; Sivanandam, Suresh; Freed, Melanie 2009 *The Astrophysical Journal*, Volume 697, Issue 2, pp. 1928-1933
- Kenworthy, Matthew A.; Codona, Johanan L.; Hinz, Philip M.; Angel, J. Roger P.; Heinze, Ari; Sivanandam, Suresh (2007) *The Astrophysical Journal*, Volume 660, Issue 1, pp. 762-769.
- Kopon et al. 2008 *Proc. SPIE*, Vol. 7015 p. 70156M-70156M-11
- Kopon et al. 2009 *Proc. SPIE*, Vol 7439, p74390
- Kopon, Derek; Close, Laird M.; Males, Jared; Gasho, Victor; Follette, Katherine 2010 *Adaptive Optics Systems II*. Edited by Ellerbroek, Brent L.; Hart, Michael; Hubin, Norbert; Wizinowich, Peter L. *Proceedings of the SPIE*, Volume 7736, pp. 77362V-11
- Kopon, D., Close, L.M., et al 2013 *PASP*
- Law, N.M., et al. "Getting Lucky With Adaptive Optics: Fast Adaptive Optics Image Selection In The Visible With a Large Telescope." *ApJ* 692:924, (2009).
- Lenzen R., et al. 2005 *proc "ESO workshop on science with AO"*, 115
- Lloyd-Hart 2000, *PASP* 112, 264
- Macintosh, B.A. et al. 2008 Wizinowich, Peter L. *Proceedings of the SPIE*, Volume 7015, pp. 701518-13
- Males, Jared R.; Close, Laird M.; Kopon, Derek; Gasho, Victor; Follette, Katherine, 2010 *Adaptive Optics Systems II*. Edited by Ellerbroek, Brent L.; Hart, Michael; Hubin, Norbert; Wizinowich, Peter L. *Proceedings of the SPIE*, Volume 7736, pp. 773660-13
- Males, J.R., Close, L.M. et al 2014 *ApJ* 786, 42
- Males, J.R., Close, L.M., Guyon, O., Morzinski, K., et al. (2016), *Proc SPIE* 9909; these proceedings
- Morzinski, K. et al. (2015) *ApJ* 815, 108
- Morzinski, K. et al. (2016) *Proc SPIE* 9909; these proceedings
- Park, Ryeojin; Close, Laird M.; Siegler, Nick; Nielsen, Eric L.; Stalcup, Thomas, 2006 *PASP* 118 159
- Rigaut, Francois; Neichel, Benoit; Bec, Matthieu; Boccas, Maxime; Garcia-Rissmann, Aurea; Gratadour, Damien, 2010 1st AO4ELT conference - Adaptive Optics for Extremely Large Telescopes, held 22-26 June, 2009 in Paris, France. Edited by Y. Clénet, J.-M. Conan, Th. Fusco, and G. Rousset. *EDP Sciences* id.08001
- Racine, R. et al. "Speckle Noise and the Detection of Faint Companions". *PASP*, 111, 587 (1999).
- Riccardi et al. "The adaptive secondary mirror for the Large Binocular Telescope: results of acceptance laboratory test," 2008 *Proc SPIE* 7015, 701512
- Riccardi et al. "The adaptive secondary mirror for the Large Binocular Telescope: optical acceptance test and preliminary on-sky commissioning results," 2010 *Proc SPIE* 7736, 77362C
- Rigaut, F. (2015) *PASP Publications of the Astronomical Society of Pacific*, Volume 127, Issue 958, pp. 1197-1203
- Roberts, Lewis C., Jr.; Mason, Brian D.; Neyman, Christopher R.; Wu, Yanqin; Riddle, Reed L.; Shelton, J. Christopher; Angione, John; Baranec, Christoph; Bouchez, Antonin; Bui, Khanh; Burruss, Rick; Burse, Mahesh; Chordia, Pravin; Croner, Ernest; Das, Hillol; Dekany, Richard G.; Guiwits, Stephen; Hale, David; Henning, John; Kulkarni, Shrinivas; Law, Nicholas; McKenna, Dan; Milburn, Jennifer; Palmer, Dean; Punnadi, Sujit; Ramaprakash, A. N.; Roberts, Jennifer E.; Tendulkar, Shriharsh P.; Trinh, Thang; Troy, Mitchell; Truong, Tuan; Zolkower, Jeff, *AJ* 149, 144
- Roddier, F. 1999, *Adaptive Optics in Astronomy*, Cambridge Press.
- Rodigas, T.J. et al. (2015) *ApJ* 798, 96
- Rodigas, T.J. et al. (2016) *ApJ* 818, 106
- Roggemann M.C. & J. A. Meinhardt. "Image Reconstruction By Means of Wave-Front Sensor Measurements in Close-Loop Adaptive-Optics Systems." *JOSA*, Vol 10, No. 9, 1996 (1993).
- Sallum, S.; Follette, K. B.; Eisner, J. A.; Close, L. M.; Hinz, P.; Kratter, K.; Males, J.; Skemer, A.; Macintosh, B.; Tuthill, P.; Bailey, V.; Defrère, D.; Morzinski, K.; Rodigas, T.; Spalding, E.; Vaz, A.; Weinberger, A. J. *NATURE*, 527, 342
- Salama, M. et al. 2016; *Proc SPIE* 9909; these proceedings
- Salinas, R., A. Alabi, T. Richtler, R. R. Lane 2015 *A&A* 577, 59

Schaller, E. L., Brown, M. E., Roe, H. G., Bouchez, A. H., Trujillo, C. A. 2006, *Icarus*, 184, 517S.
Veran, J.P. et al. "Estimation of the Adaptive Optics Long-Exposure Point-Spread Function Using Control Loop Data." *JOSA*, Vol 14, No. 11, 3057 (1997).
Thalmann, C., et al. (2015) *ApJ* 808, 41
Wu Y-L., Close, L.M. et al. 2013 *ApJ* 774, 45
Wu Y-L., Close, L.M. et al. 2015a *ApJ* 801, 4
Wu Y-L., Close L.M., et al. 2015b *ApJ Lett* 807, 13L
Wu Y-L., Close L.M. et al. 2016 *ApJ* 823, 24
Ziegler, C. et al. 2016, arXiv:1605.03584