

Research Article

Cite this article: Rao DR, Hovanes K, Smith R, Davy J, and Gornish ES (2022) Russian thistle (*Salsola* spp.) control in California rangelands over five years. *Invasive Plant Sci. Manag* **15**: 33–40. doi: [10.1017/inp.2022.9](https://doi.org/10.1017/inp.2022.9)

Received: 7 July 2021

Revised: 24 November 2021

Accepted: 23 February 2022

First published online: 21 March 2022

Associate Editor:

Stephen F. Enloe, University of Florida

Keywords:

Invasive; nonnative; tumbleweed; weed

Author for correspondence:

Devii R. Rao, University of California
Cooperative Extension, 3228 Southside Road,
Hollister, CA 95023. (Email: drorao@ucanr.edu)

© Regents of the University of California, 2022.
Published by Cambridge University Press on
behalf of the Weed Science Society of America.
This is an Open Access article, distributed under
the terms of the Creative Commons Attribution-
NonCommercial-NoDerivatives licence ([http://
creativecommons.org/licenses/by-nc-nd/4.0/](http://creativecommons.org/licenses/by-nc-nd/4.0/)),
which permits non-commercial re-use,
distribution, and reproduction in any medium,
provided that no alterations are made and the
original article is properly cited. The written
permission of Cambridge University Press must
be obtained prior to any commercial use and/
or adaptation of the article.



Russian thistle (*Salsola* spp.) control in California rangelands over five years

Devii R. Rao¹ , Katherine Hovanes² , Richard Smith³, Josh Davy⁴ and
Elise S. Gornish⁵ 

¹Livestock and Natural Resources Advisor, University of California Cooperative Extension, Hollister, CA, USA; ²Postdoctoral Researcher, University of Arizona, School of Natural Resources and the Environment, Tucson, AZ, USA; ³Vegetable Crop Production and Weed Science Farm Advisor, University of California Cooperative Extension, Salinas, CA, USA; ⁴Livestock, Range, and Natural Resources Advisor, University of California Cooperative Extension, Red Bluff, CA, USA and ⁵Cooperative Extension Specialist in Ecological Restoration, University of Arizona, School of Natural Resources and the Environment, Tucson, AZ, USA

Abstract

Russian thistle, also known as tumbleweed (*Salsola* spp.), is a problematic invasive plant found on natural and working landscapes. On a California rangeland, we tested the singular and interactive treatments of grazing, herbicide, and seeding to determine how these approaches might influence *Salsola* cover across a 5-yr experiment. Total *Salsola* cover declined by 3% annually during the study. A single spring treatment of chlorsulfuron + 2,4-D followed by glyphosate applied in the fall just before seeding, and then 2,4-D the following spring, significantly reduced *Salsola* cover compared with the untreated control. Seeded forage species cover increased over time and was significantly higher than seeded native species cover at 5 yr after seeding. However, the seeding treatment had no effect on *Salsola* cover. Although grazing did not reduce *Salsola* cover, due to the beneficial effects of grazing on reducing other nonnative species, this study supports the use of an integrated approach of herbicide application, grazing, and seeding to achieve management goals on an arid working landscape.

Introduction

Russian thistle, also known as tumbleweed (*Salsola* spp.), is a problematic C₄ weedy annual forb that has invaded almost every state in the United States from its native habitat in southeastern Europe, central Asia, and Australia. It first arrived in the United States in South Dakota in the late 1870s (Dewey 1893), probably as a contaminant in flaxseed from Europe. Multiple species are commonly referred to as Russian thistle or tumbleweed, including *Salsola australis* R. Br., prickly Russian thistle (*Salsola tragus* L.), and *Salsola ryanii* (Hrusa & Gaskin), which is a fertile hybrid of *S. australis* and *S. tragus*. However, in North America, the taxonomy and number of species in the *Salsola* genus has been inconsistent over the years, and debate about its taxonomy continues (Hrusa 2012; Ryan and Ayres 2000).

Salsola spp. are able to thrive across habitats outside their native range due to the ability to quickly establish in resource-poor systems and at sites with disturbed soils. For example, individual *Salsola* plants can produce 100,000 to 200,000 seeds that are viable up to 3 yr (Chepil 1946; Robbins et al. 1952). They require very little soil moisture (as little as 9.1%) to germinate and can germinate and emerge from depths up to 7.5 cm below the soil surface (Wallace et al. 1968). *Salsola* spp. primarily occur in dry conditions and do not compete well with established plants (Dewey 1893; Young 1991). With more hot and dry years expected in California in the future (Pierce et al. 2018), this species may become even more problematic.

Salsola spp. invasion can threaten rangeland ecosystems by excluding native species and enhancing fire risk (Allen 1982; Young 1991). *Salsola* spp. plants can be difficult to move through once they develop spines, and can also cause problems when they become caught on fences (Dewey 1893; Goeden and Ricker 1968). As a result, many management approaches have been developed to control the spread of *Salsola*, such as mechanical control, livestock grazing, biological control, and herbicide (DiTomaso et al. 2013; Lecce et al. 2008; see Supplementary Table S1 for examples of effective herbicides for *Salsola* control). Of these, livestock grazing and herbicide applications are among the most popular, as these tools can be used across large areas of infestation in a logistically and more monetarily feasible manner than other control methods (Dewey 1893; McGinnies 1968; Robbins et al. 1952). However, both of these approaches are associated with challenges. For example, high stocking rates of livestock can enhance *Salsola* biomass (Antill et al. 2012; Bleak and Plummer 1954). Therefore, moderate stocking rates should be used for controlling *Salsola* cover. Also, frequent herbicide application can not only facilitate herbicide resistance (Barroso et al. 2018) but can also cause unintentional negative effects on desired plant species, resulting in bare ground that can easily be reinvaded.

Management Implications

With hotter temperatures and more dry years predicted for California, *Salsola* spp. (Russian thistle, also known as tumbleweed) has the potential to become more persistent in arid and semiarid rangelands. This has important implications for management. At sites with adequate soil cover and competition with other plants, active *Salsola* control may not be required, as the site may naturally transition to a more desirable vegetation state. On the other hand, control may be economically prudent on sites where *Salsola* persists, for example, on arid or semiarid sites with bare ground, or during extended droughts, which may become more common in the future. Additionally, if a land manager finds mature, spiny *Salsola* plants difficult for humans, livestock, horses, and working dogs to travel through, or if skeletons are collecting against and weakening ranch fences, this may provide further impetus to incur the cost of controlling them. Our results suggest that herbicide was the only treatment that reduced *Salsola* cover. Where long-term heavy grazing has occurred, reducing stocking rates to moderate levels is also expected to assist with control. *Salsola* spp. seeds are viable for up to 3 yr, so intense management of *Salsola* should be employed at least over that time frame, if a manager determines the benefit of control outweighs the cost. Because *Salsola* populations on rangeland can fluctuate from year to year, one approach could be to begin herbicide treatment during a year when *Salsola* cover is lower (and thus requires less herbicide) and continue diligent control efforts for 2 to 3 yr or until the seedbank is depleted.

One strategy to address issues associated with reinvasion after weed control is by employing an integrated pest management (IPM) approach in which multiple techniques are used in tandem (e.g., Gornish et al. 2018a). Specifically, using a combined strategy of herbicide treatment followed by seeding desirable (native or nonnative) plants (Hergert et al. 2015) is an approach that is becoming more common in arid systems. This IPM approach can be successful, because seeded species serve to provide competitive pressure. Although the use of interactive management approaches to reduce *Salsola* dominance and increase native grasses has not been widely researched, a few studies have tested this approach. For example, McGinnies (1968) suggested that in normal rainfall years, herbicide is effective for controlling *Salsola*, helping to establish grass stands. However, in wetter years, McGinnies (1968) found that seeded grasses established well, even without herbicide application. Another study tested herbicide treatment and seeding (Antill et al. 2012), among other control strategies. Herbicide treatment provided excellent control. However, seeding was not successful. Fick et al. (2016) were able to control *Salsola* with herbicide as well. They were also able to increase native perennial grass populations through seeding and the use of small barrier structures to prevent loss of litter, seed, and soil. Although seeding was successful, it did not appear to impact *Salsola* density. Reducing or completely limiting grazing at sites with poor range conditions was also suggested as a method for allowing grass to recover and litter to build up in order to shade out *Salsola* seedlings (Antill et al. 2012).

To explore the utility of using an IPM approach to reduce *Salsola* cover, we conducted an experiment in a grazed California grassland. Our study included the complete crossing

of three weed control approaches, including grazing, herbicide application (chlorsulfuron + 2,4-D in spring, followed by glyphosate in fall and then 2,4-D the following spring), and seeding. We asked, across 5 yr, how do the singular and interactive effects of grazing, herbicide, and seeding affect (1) seeded species cover; (2) total native cover; (3) *Salsola* cover; and (4) total cover of other nonnative plants? We expected cattle grazing and herbicide application alone would reduce the cover of *Salsola*. However, we also expected the addition of seeding to enhance resistance of invasion by nonnative grasses and forbs.

Materials and Methods

The experiment was conducted on two adjacent ranches in San Benito County, CA, located predominantly on mixed dry annual grassland. The long-term average annual precipitation (October 1937 to September 2020) at nearby Pinnacles National Park is 41.9 cm (Western Regional Climate Center 2021). See Supplementary Figure S1 for annual rainfall at Pinnacles National Park from 2001 through 2020 and Supplementary Figure S2 for monthly rainfall during the years that data were collected for this project (2016 to 2020) (RAWS 2021). Both figures are based on the hydrologic year (October 1 to September 30). Experimental plots were located across areas composed of Mocho loam, 2% to 9% slopes (fine-loamy, mixed, superactive, thermic Fluventic Haploxerolls); Docas clay loam, 2% to 9% slopes (fine-silty, mixed, superactive, calcareous, thermic Typic Xerofluvents); and Sorrento silt loam, 0% to 2% slopes (fine-loamy, mixed, superactive, thermic Calcic Haploxerolls). While there is no Range Site or Ecological Site defined for two of the three soils, the Docas clay loam 2% to 9% soil is on the Dry Loamy Range Site/ Ecological Site (NRCS 2021). Common nonnative plants in the area included foxtail barley (*Hordeum murinum* L.), ripgut brome (*Bromus diandrus* Roth), soft chess (*Bromus hordeaceus* L.), red stemmed filaree [*Erodium cicutarium* (L.) L'Hér. ex Aiton], and summer mustard [*Hirschfeldia incana* (L.) Lagr.-Foss.]. Native species included Menzies' fiddleneck (*Amsinckia* sp.), California mustard [*Guillenia lasiophylla* (Hook. & Arn.) Greene], and clovers (*Trifolium* spp.) See Supplementary Table S2 for a full list of species and their native status. Both ranches graze stocker cattle during the growing season. *Salsola australis* and *S. ryanii* were found in high density (60% to 80% cover) at the sites before experimental deployment.

We deployed a nested block design with a total of nine replicate blocks across two adjacent ranches in February 2016. Six replicates were on one ranch and three replicates were on the other. Each block was split in half, with one side fenced to exclude grazing and one side left unfenced to allow cattle access to the plots. We deliberately deployed blocks in areas characterized by high *Salsola* density. On each side, we randomly deployed a complete cross of two treatments. One treatment was herbicide application, consisting of two levels: "no" herbicide application and "yes" herbicide application. The second treatment was seeding, consisting of three levels: no seeding, seeding with forage species, and seeding with native species. Because all treatments were crossed, each side of the block had six plots, for a total of 12 plots per block (108 plots total). Each plot was 2.5 m² and a distance of 10 m separated the grazed and ungrazed treatments of each replicate. The farthest distance between replicates was 3.3 km in distance.

Treatment Application

Herbicide

The herbicide treatment was applied on March 22, 2016, at one ranch and April 4, 2016, at the other, using a backpack sprayer with chlorsulfuron (Telar® XP 75% w/w, Bayer, 100 Bayer Boulevard, Whippany, NJ 07981) at 0.052 kg ai ha⁻¹ combined with 2,4-D (DMA® 4 IVM 456 g l⁻¹, Corteva, Chestnut Run Plaza 735, Wilmington, DE 19805) at 2.13 kg ai ha⁻¹. We used a four-nozzle boom with TeeJet® 8005 air-induction nozzles (TeeJet Technologies, 1242 Calle Bonita, Camarillo, CA 93012) at 206.8 kPa using a backpack CO₂ applicator. The nozzles were spaced 29.2 cm (18.5 in.) apart. The material was applied in the equivalent of 448.8 L ha⁻¹ (41 gal acre⁻¹) of water. Herbicide was evenly sprayed across each herbicide treatment plot. *Salsola* plants were young, with soft leaves when treated. Grasses were green with seed heads. Plots were seeded (excluding unseeded controls) on November 8, 2016. On the same day as seeding, but just before putting down seed, 2% v/v (5.9 g ai l⁻¹) of glyphosate (Roundup PowerMax®, Bayer) was sprayed only on herbicide treatment plots to limit competition for the native and forage mix seeding from any emerging plants. The glyphosate was applied with the same setup as described before. Plots that were not previously treated with chlorsulfuron + 2,4-D did not receive the glyphosate application. On March 29, 2017, 1.07 kg ai ha⁻¹ of 2,4-D DMA was sprayed in the herbicide treatment plots to reduce competition from forbs that had already germinated.

Grazing restrictions for the herbicides used in this study were as follows. For chlorsulfuron, there are no grazing restrictions for any livestock with application rates up to 0.052 kg ai ha⁻¹, and no enclosure requirements for any animals (Anonymous n.d.). For 2,4-D, a maximum application rate of 2.24 kg ai ha⁻¹ is allowed in grazed areas (Anonymous 2013). For glyphosate, a maximum of 3.30 kg ai ha⁻¹ is allowed on rangeland, with no required waiting period between application and grazing (Anonymous 2017).

Seeding

Native plots were hand seeded with perennial grasses: blue wild-rye (*Elymus glaucus* Buckley; 11.2 kg ha⁻¹), California brome (*Bromus carinatus* Hook. & Arn.; 11.2 kg ha⁻¹), and Nevada blue grass (*Poa secunda* J. Presl; 5.6 kg ha⁻¹). Seed from all three species were mixed and seeded together for a total seeding rate of 28 kg ha⁻¹ (Koukoura and Menke 1995). Forage plots were hand seeded with Flecha tall fescue (*Festuca arundinacea* Schreb., a perennial cultivar) at a rate of 11.2 kg ha⁻¹. The annual *B. hordeaceus* was added to the forage seeding plots in the fall of 2017 at 16.8 kg ha⁻¹. Seeds were either procured from seed nurseries or collected by hand in the field. All seeding rates were based on bulk rates. Germination tests were not conducted.

Grazing

One half of each replicate was randomly fenced to prevent grazing using T-posts, hog wire, and cattle panels. Stocking rates during the experiment can be found in Supplementary Table S3. It was clear that cattle consumed vegetation in the grazed plots. In addition to observing cattle on our plots, the ungrazed plots clearly had taller vegetation than the grazed plots. It did not appear that grazing in the seeded plots was heavier than in the rest of the field.

Data Collection and Analysis

Each year, starting in 2016 until 2020, we collected the standard of absolute percent cover of all species in all plots

(e.g., Bean et al. 2021). Percent cover was visually estimated in 1% increments within a 1-m square. We allowed for overlapping canopies and thus potentially more than 100% total cover for a given plot. Sampling occurred at the end of April each year. We visually assessed percent cover of each species, bare ground, and thatch within a 1-m² quadrat centered on the plot. Cattle dung, rocks, and sticks were considered bare ground. *Salsola* spp. and *H. incana* skeletons from prior years were considered thatch. All plant species present in the study area are listed in Supplementary Table S2.

To determine whether seeded species successfully recruited into the treated plots, we used a linear model with seeding treatment, grazing treatment, herbicide treatment, and their interactions as predictor variables and total cover by seeded species as the response variable. Year was included as a predictor variable to test for trends in seeded species cover, and initial *Salsola* cover (ISC) was included as a predictor variable to account for variable initial plot conditions on seeded species recruitment.

To test the effects of the herbicide, grazing, and seeding treatments and their interactions on total native species cover, *Salsola* cover, and total cover by nonnative species, we used linear models with herbicide treatment, grazing treatment, seeding treatment, and their interactions as predictor variables. Year and initial *Salsola* cover were also included as predictor variables. Total native species cover was calculated as the cumulative percent cover of each native species present in the plots. Total cover by nonnative species was calculated as the cumulative percent cover of each nonnative species present in the plots. All native and nonnative species present in the plots are listed in Supplementary Table S2. We did not use precipitation as a factor in our models, as preliminary analyses showed that both previous year total precipitation and current year total precipitation were not significant contributors to *Salsola* cover.

We performed model selection using the *dredge* function in the MUMIN package in R software v. 4.0.3 (Barton 2020; Grueber et al. 2011; R Core Team 2020). The full model for each response variable included herbicide treatment, grazing treatment, seeding treatment, and their interactions, as well as year and initial *Salsola* cover as predictor variables. Models were ranked using a corrected Akaike information criterion (AICc), and all models with delta AICc < 2 were considered significant (Burnham and Anderson 2002). The percent cover data were not normally distributed, so all percent cover data were converted to proportion of plot covered on a scale of 0 to 1 and logit transformed before statistical analysis (Damgaard and Irvine 2019). Because statistical analyses were performed on logit-transformed data, we exponentiated model coefficients to interpret results (Damgaard and Irvine 2019).

Results and Discussion

Salsola spp. is a problematic invasive plant across natural and working landscapes. Employing an IPM approach is likely to demonstrate utility in reducing *Salsola* dominance and achieving other management goals such as reducing other undesirable nonnative species and increasing native or forage species. We tested the singular and interactive treatments of grazing, herbicide, and seeding to explore how these approaches might ultimately restrict *Salsola* across a 5-yr experiment.

The best-fit model for total cover by seeded species included year, initial *Salsola* cover, and seeding treatment ($F(4, 535) = 35.42, P < 0.001, \text{adjusted } R^2 = 0.2034$). Year had an overall positive effect on total cover by seeded species

Table 1. Ranked models for total nonnative species cover.

Model rank	Explanatory variables ^a					Intercept	AICc	ΔAICc	Model weight
	Year	ISC	G	H	G*H				
1	0.23	NA	+	+	+	-472.1	563.4	0.00	0.438
2	0.23	0.00088	+	+	+	-472.1	564.3	0.92	0.299

^a Parameter estimates are included for continuous variables (Year, ISC). “+” means the variable is included in the model; “NA” means the variable was not included in the model. ISC, initial *Salsola* spp. cover; G, grazing treatment; H, herbicide treatment; G*H, interaction between grazing and herbicide treatments; AICc, corrected Akaike information criterion.

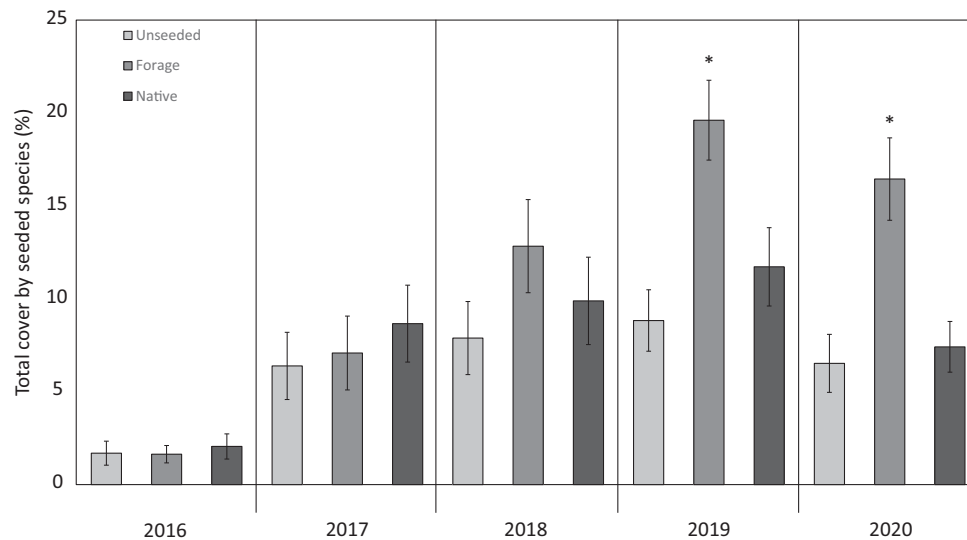


Figure 1. Mean \pm SE cumulative percent cover by seeded species through time across seeding treatments; untransformed data are shown. Individual percent cover of each seeded species is listed in Supplementary Table S4. Asterisks denote significant differences among treatments within year ($P < 0.05$).

($P < 0.001$). Mean total cover by seeded species increased by 5.6% from 2016 to 2017, 2.8% from 2017 to 2018, and 3.19% from 2018 to 2019, and declined by 3.26% from 2019 to 2020 (Figure 1). Initial *Salsola* cover had a negative effect on total seeded species cover (reduced by 1%, $P < 0.001$; Figure 1). Plots seeded with native species had 18% less total seeded species cover ($P < 0.01$) and unseeded plots had 28% less total seeded species cover than plots seeded with forage species ($P < 0.001$; Figure 1). Percent cover of each seeded species is listed in Supplementary Table S4. One seeded species (*B. hordeaceus*) was already present at the study site, so it was present in the plots before seeding.

Many studies suggest that including seeding in an invasive plant control program can enhance outcomes (e.g., Farrell and Gornish 2019). In our study, the native grasses *E. glaucus* and *B. carinatus* were seeded because they are fairly robust and may compete with *Salsola* for space (Seabloom et al. 2003). Another native grass, *P. secunda*, was added to the mix because although it is a much smaller-statured grass, it may establish better and recruit more successfully long term than the other two native species in the dry local environment (R O'Dell, personal communication). *Festuca arundinacea* was chosen as the forage treatment because it is robust and may compete well with *Salsola*, considering its successful establishment and persistence in long-term studies (Davy et al. 2017). Average rainfall at the Davy et al. (2017) study sites was higher than at our sites, 57.9 cm compared with 41.9 cm. However, 2 of the 5 yr during their study had rainfall below 41.9 cm, making *F. arundinacea* a reasonable choice for our experiment. *Bromus hordeaceus* was chosen because it reseeds successfully on ranches in the local area. It was the most successful

of the seeded species, increasing from 1.6% cover in 2016 to 19.3% cover in 2019 and 16.4% cover in 2020.

For total nonnative cover, two models had significant support. The best model ($F(4, 535) = 105.9$, $P < 0.001$, adjusted $R^2 = 0.4378$) included year, grazing treatment, herbicide treatment, and a grazing*herbicide treatment interaction (Table 1). Herbicide treatment did not have a significant effect on total nonnative cover ($P = 0.48$), and nonnative cover increased by 26% per year ($P < 0.001$; Figure 2). Nonnative cover was 27% lower overall in grazed plots compared with ungrazed plots ($P < 0.001$) and 31% higher in grazed plots with no herbicide treatment than in grazed plots treated with herbicide ($P < 0.001$; Figure 2). The next best model also included initial *Salsola* cover (Table 1).

For total native cover, six models had significant support (Table 2). The best model ($F(5, 534) = 13.33$, $P < 0.001$, adjusted $R^2 = 0.10$) included year, grazing treatment, herbicide treatment, and seeding treatment (Table 2). Total native species cover increased by 5% per year ($P < 0.001$). Grazed plots had 9% lower native cover than ungrazed plots ($P < 0.001$). Plots with no herbicide application had 14% higher native species cover than plots with herbicide ($P < 0.001$). This may be a result of overall higher cover in plots without the herbicide treatment. Native species cover was 7% lower in unseeded plots than in plots seeded with the forage species mix ($P = 0.056$). Native species cover was 7% higher in plots seeded with a native species mix than in plots seeded with the forage species mix ($P = 0.039$). The remaining models are listed in Table 2.

For total *Salsola* cover, two models were supported. The best model ($F(3, 536) = 94.67$, $P < 0.001$, adjusted $R^2 = 0.3427$)

Table 2. Ranked models for total native species cover.

Model rank	Explanatory variables ^a							Intercept	AICc	ΔAICc	Model weight
	Year	ISC	G	H	S	G*H	G*S				
1	0.044	NA	+	+	+	NA	NA	-91.31	360.1	0.00	0.161
2	0.044	NA	+	+	+	NA	+	-91.32	360.3	0.19	0.147
3	0.044	NA	+	+	+	+	NA	-91.33	360.9	0.83	0.107
4	0.044	NA	+	+	+	+	+	-91.33	361.1	1.02	0.097
5	0.044	-0.0006	+	+	+	NA	NA	-91.29	361.4	1.28	0.085
6	0.044	-0.0006	+	+	+	NA	+	-91.30	361.6	1.53	0.075

^a Parameter estimates are included for continuous variables (Year, ISC). “+” means the variable is included in the model; “NA” means variable was not included in the model. ISC, initial *Salsola* spp. cover; G, grazing treatment; H, herbicide treatment; S, seeding treatment; G*H, interaction between grazing and herbicide treatments; G*S, interaction between grazing and seeding treatments; AICc, corrected Akaike information criterion.

Table 3. Ranked models for total *Salsola* spp. cover.

Model rank	Explanatory variables ^a				Intercept	AICc	ΔAICc	Model weight
	Year	ISC	G	H				
1	-0.178	0.0055	NA	+	356.6	595.5	0.00	0.361
2	-0.178	0.0059	+	+	356.5	595.5	0.11	0.342

^a Parameter estimates are included for continuous variables (Year, ISC). “+” means the variable was included in the model; “NA” means variable was not included in the model. ISC, initial *Salsola* spp. cover; G, grazing treatment; H, herbicide treatment; AICc, corrected Akaike information criterion.

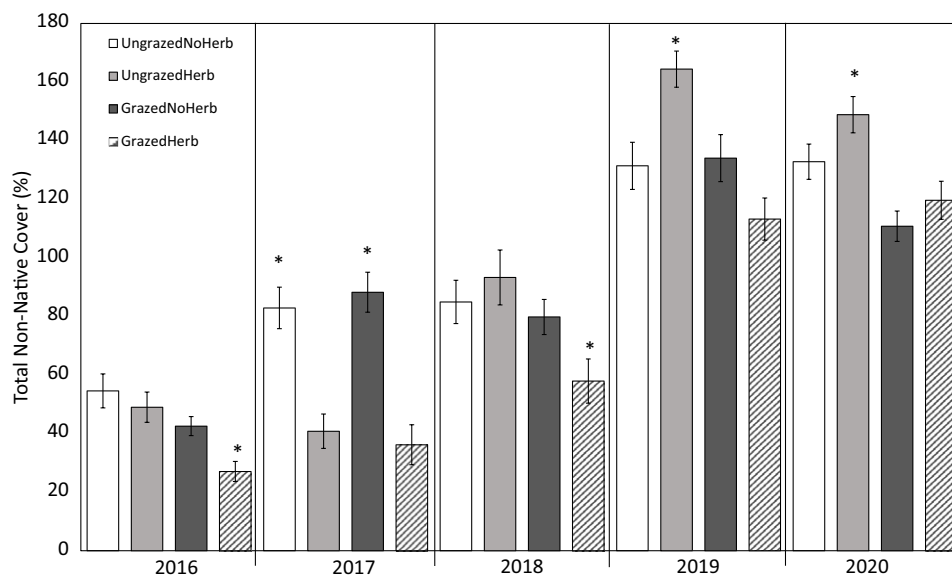


Figure 2. Mean ± SE total cumulative percent cover by nonnative species through time across grazing and herbicide treatments; untransformed data are shown. Individual percent cover of each nonnative species is listed in Supplementary Table S5. Asterisks denote significant differences among treatments within year (P < 0.05).

included year, initial *Salsola* cover, and herbicide treatment (Table 3). Year had an overall negative effect on total *Salsola* cover (P < 0.001). Mean *Salsola* cover decreased by 12.81% from 2016 to 2017, 0.81% from 2017 to 2018, 0.76% from 2018 to 2019, and 0.03% from 2019 to 2020 (Figure 3). Within each year, total *Salsola* cover was 26% higher in plots with no herbicide application than in plots with herbicide application (P < 0.001; Figure 3). Initial *Salsola* cover had a statistically significant positive effect on total *Salsola* cover (P < 0.001), but this effect was small (total *Salsola* cover increased by 0.5%) and likely not biologically significant. The next-best model (adjusted R² = 0.259) included grazing treatment in addition to all of the explanatory variables in the best model (Table 3).

The herbicide treatment was not repeated over multiple years, potentially limiting the ability to test interaction between herbicide and other treatments. However, due to legacy effects associated with the herbicide, we would expect there to be differences in the spray+graze treatment, for example, compared with the grazing treatment in year 2 to year 5. To see a more pronounced effect of herbicide+grazing interactions, spraying would need to be conducted multiple years in a row. Many managers want to reduce their reliance on herbicide, so a comprehensive weed management approach often includes a single year of herbicide spray followed by successive years of burning or grazing.

Our results were similar to other studies that have found that seeding of native species overall is not successful in reducing

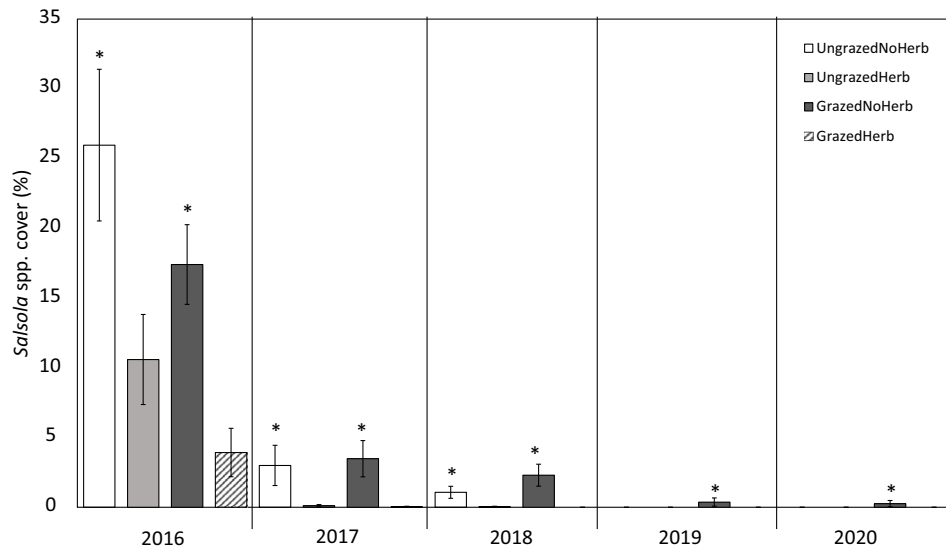


Figure 3. Mean \pm SE total percent cover of *Salsola* spp. through time across grazing and herbicide treatments; untransformed data are shown. Asterisks denote significant differences among treatments within year ($P < 0.05$).

Salsola invasion (Antill et al. 2012). This might be due to the relatively low establishment of seeded native species (Figure 1). Native species can be difficult to establish by seed in arid rangeland habitat (George and Davy 2020; Kildisheva et al. 2016). Also, we broadcast seeded our plots. Seeding may have been more successful if seed had been covered by soil. Uncovered seed is less likely to succeed at sites with lower rainfall (George and Davy 2020) and due to predation by rodents and birds (Nelson et al. 1970). Only the forage species mix resulted in any appreciable difference in seeded species cover compared with unseeded controls. Because forage species tend to demonstrate high establishment success, identifying species from this group that overlap with *Salsola* in resource use might provide utility for control.

Grazing is a feasible large-scale option for weed management and native plant enhancement by producers on dryland systems (Gornish et al. 2018b; Hart and Ashby 1998). Grazing demonstrated high utility for controlling nonnative plant cover in general (Figure 2), particularly when paired with herbicide application. However, grazing alone did not have any effect on *Salsola* cover (Figure 3). This was unexpected, because while cattle avoid mature plants, young, tender *Salsola* individuals are palatable (Dittberner and Olson 1983; USDA 1937) and nutritious (Hageman et al. 1988). In fact, they contain almost 19% crude protein, which is similar to early cut alfalfa (*Medicago sativa* L.) (Hageman et al. 1988). It is possible that the dramatic decrease in *Salsola* through time obfuscated any grazing effects.

Because grazing is effective at reducing many common rangeland weeds and enhancing natives in many situations (Bartolome et al. 2014; DiTomaso et al. 2013), we advocate for employing grazing within a larger IPM strategy for *Salsola* control. This might be particularly important in situations where *Salsola* invasion includes multiple *Salsola* species, because each species responds dissimilarly to control approaches (Bruckart et al. 2004; Sobhian et al. 2003). If grazing is to be used, stocking rates should be moderate, as *Salsola* can become a problem in situations where high levels of grazing creates bare ground and limits establishment of other vegetation that could create competitive situations (Antill et al. 2012).

Herbicide treatment has been shown to be successful in reducing *Salsola* cover (Antill et al. 2012; Supplementary

Table S1), although the magnitude of control can vary depending on herbicide and applicator type (Young et al. 2008). Herbicide is an important weed management tool on rangelands where large areas covered by *Salsola* can be treated by ground or aerial treatment. Herbicides are particularly useful for *Salsola*, because both established plant cover and seed germination can be reduced (Young and Whitesides 1987). Specifically, Young and Whitesides (1987) achieved 73% control of flowering *Salsola* plants treated with chlorsulfuron, glyphosate plus chlorsulfuron, paraquat, and bromoxynil plus metribuzin in crop fields after harvesting dryland small-grains. These same herbicides, in addition to others tested in their experiment, also reduced *Salsola* seed germination. Herbicide treatment (e.g., 2,4-D) may be most effective when conducted when *Salsola* plants are immature (McGinnies 1968). Clearly, herbicide is an effective approach for *Salsola* management. However, application techniques can modify control success and should be considered before use. One example is widespread herbicide resistance reported for *Salsola* (e.g., Kumar et al. 2017; Saari et al. 1992). Chlorsulfuron is an acetolactate synthase inhibitor (2^(B)) category, Herbicide Resistance Action Committee, <https://hracglobal.com/tools/hrac-moa-2020-revision-description-and-master-herbicide-list>) and has a different mode of action than 2,4-D (4^(O)); alternating the use of these two herbicides could reduce the risk of herbicide resistance developing. Surfactant type has also been shown to affect control success (Harbour et al. 2003) and should be carefully identified with the assistance of experts before application. Finally, to limit unintended herbicide exposure on desired adjacent plants, season of application should be limited to when *Salsola* is actively growing and other species are dormant (e.g., Lyon et al. 2021).

In addition to the treatments we deployed, precipitation may have influenced *Salsola* cover. While data from this study do not demonstrate a relationship between precipitation and *Salsola* cover, we hypothesize this may have been a factor in reduced *Salsola* cover over time. Dewey (1893) suggested that it is not the rain itself, but the increased competition with other plants in wet years that constrains *Salsola* populations. Young (1991) also indicated that *Salsola* does not compete well in the presence of other established plants. At our site in 2015, ranchers

were concerned that *Salsola* was growing in areas they had not seen it before and population density at sites where it previously grew had increased. This was the third year of a severe drought during which rainfall was approximately 21.3 cm in 2012 to 2013, 15.8 cm in 2013 to 2014, and 23.1 cm in 2014 to 2015 (Supplementary Figure S1). Average annual rainfall from 2001 to 2020 was 28.4 cm. It may be that *Salsola* was able to expand due to low rainfall and minimal competition from other plants. Rainfall in 2015 to 2016, which was our first year of data collection, was 36.5 cm, which is above average for the 2001 to 2020 time period, and the following year was even higher, which may in part account for the sharp reduction in *Salsola* cover we saw between years, even in no-herbicide and no-grazing plots. In fact, Figure 2 shows that by 2019 and 2020, nonnative cover increased substantially, coinciding with the substantial drop in *Salsola* cover. We anticipate that longer-term collection of weather and *Salsola* cover data will clarify this relationship.

Supplementary material. To view supplementary material for this article, please visit <https://doi.org/10.1017/inp.2022.9>

Acknowledgments. We thank Fred Hrusa for identifying *Salsola* specimens. We thank Bill Whitney from the Topo Ranch and Todd and Wendy Sans from Sans-Topo Ranch for hosting our plots. We also thank Hedgerow Farms and L.A. Hearn Seed Company for seed donations. No conflicts of interest have been declared.

References

- Allen EB (1982) Water and nutrient competition between *Salsola kali* and two native grass species (*Agropyron smithii* and *Bouteloua gracilis*). *Ecology* 63:732–741
- Anonymous (2013) DMA[®] 4 IVM herbicide label. Specimen label revised 05-01-13. Indianapolis, IN: Dow AgroSciences. 10 p. <http://www.cdms.net/ldat/ld4JS003.pdf>. Accessed: October 6, 2021
- Anonymous (2017) Roundup PowerMax[®] herbicide label. St Louis, MO: Monsanto. 48 p. https://s3-us-west-1.amazonaws.com/agrian-cg-fs1-production/pdfs/Roundup_PowerMAX1e_Herbicide_Label.pdf. Accessed: October 6, 2021
- Anonymous (n.d.) Telar[®] XP herbicide label. Cary, NC: Bayer Environmental Science. 17 p. <https://www.environmentalscience.bayer.us/-/media/prfunitatedstates/documents/resource-library/product-labels/telar-xp.ashx>. Accessed: October 6, 2021
- Antill TM, Naeth MA, Bork EW, Westhaver AL (2012) Russian thistle (*Salsola tragus* L.) control on bighorn sheep winter ranges in Jasper National Park. *Nat Areas J* 32:391–398
- Barroso J, Gourlie JA, Lutchter LK, Liu M, Mallory-Smith CA (2018) Identification of glyphosate resistance in *Salsola tragus* in north-eastern Oregon. *Pest Manag Sci* 74:1089–1093
- Bartolome JW, Allen-Diaz BH, Barry S, Ford LD, Hammond M, Hopkinson P, Ratcliff F, Spiegel S, White MD (2014) Grazing for biodiversity in Californian Mediterranean grasslands. *Rangelands* 36:36–43
- Barton K (2020) MuMIn: Multi-Model Inference. R Package v. 1.43.17. <https://CRAN.R-project.org/package=MuMIn>. Accessed: October 29, 2016
- Bean T, Davy J, Kyser G, Gornish E (2021) Integration of grazing and herbicide application to manage barb goatgrass (*Aegilops triuncialis* L.) and medusahead (*Elymus caput-medusae* L.) in pasture and rangelands. *Calif Agric* 75:83–89
- Bleak A, Plummer AP (1954) Grazing crested wheatgrass by sheep. *J Range Manag* 7:63–68
- Bruckart W, Cavin C, Vajna L, Schwarczinger I, Ryan FJ (2004) Differential susceptibility of Russian thistle accessions to *Colletotrichum gloeosporioides*. *Biol Control* 30:306–311
- Burnham KP, Anderson DR (2002) Model Selection and Multimodel Inference: A Practical Information-Theoretic Approach. 2nd ed. New York: Springer. 514 p
- Chepil WS (1946) Germination of weed seeds. I. Longevity, periodicity of germination, and vitality of seeds in cultivated soil. *Scientific Agriculture* 26:307–346
- Damgaard CF, Irvine KM (2019) Using the beta distribution to analyse plant cover data. *J Ecol* 107:2747–2759
- Davy J, Dykier K, Turri T, Gornish ES (2017) Forage seeding in rangelands increases production and prevents weed invasion. *Calif Agric* 71:239–248
- Dewey LH (1893) The Russian Thistle and Other Troublesome Weeds in the Wheat Region of Minnesota and North and South Dakota. Farmers' Bulletin No. 10. Washington, DC: U.S. Government Printing Office. 16 p
- DiTomaso JM, Kyser GB, Oneto SR, Wilson RG, Orloff SB, Anderson LW, Wright SD, Roncoroni JA, Miller TL, Prather TS, Ransom C (2013) Weed Control in Natural Areas in the Western United States. Davis, CA: Weed Research and Information Center, University of California. 544 p
- Dittberner PL, Olson MR (1983) The Plant Information Network (PIN) Data Base: Colorado, Montana, North Dakota, Utah, and Wyoming. Washington, DC: U.S. Department of the Interior, U.S. Fish and Wildlife Service. 786 p
- Farrell HL, Gornish ES (2019) *Pennisetum ciliaris*: a review of treatment efficacy, competitive traits, and restoration opportunities. *Invasive Plant Sci Manag* 12:203–213
- Fick SE, Decker C, Duniway MC, Miller ME (2016) Small-scale barriers mitigate desertification processes and enhance plant recruitment in a degraded semiarid grassland. *Ecosphere* 7:1–16
- George M, Davy J (2020) Ecology and Management of Annual Rangelands Series: Vegetation Management. UC ANR Publication 8548. Davis: University of California Publications. 28 p
- Goeden RD, Ricker DW (1968) The phytophagous insect fauna of Russian thistle (*Salsola kali* var. *tenuifolia*) in southern California. *Ann Entomol Soc Am* 61:67–72
- Gornish ES, Case E, Valle M, Bean TM, Moore-O'Leary KA (2018a) A systematic review of management efforts on goatgrass (*Aegilops* spp.) dominance. *Plant Ecol* 219:549–560
- Gornish ES, Eastburn DJ, Oneto S, Roche LM (2018b) Livestock grazing and topographic site effects on grassland plant communities after long-term grazing cessation. *Rangeland J* 40:577–582
- Grueber CE, Nakagawa S, Laws RJ, Jamieson IG (2011) Multimodel inference in ecology and evolution: challenges and solutions. *J Evol Biol* 24:699–711
- Hageman JH, Fowler JL, Suzukida M, Salas V, Lecaptain R (1988) Analysis of Russian thistle (*Salsola* species) selections for factors affecting forage nutritional value. *J Range Manag* 41:155–158
- Harbour JD, Messersmith CG, Ramsdale BK (2003) Surfactants affect herbicides on kochia (*Kochia scoparia*) and Russian thistle (*Salsola iberica*). *Weed Sci* 51:430–434
- Hart RH, Ashby MM (1998) Grazing intensities, vegetation and heifer gains: 55 years on shortgrass. *J Range Manag* 51:392–398
- Hergert HJ, Meador BA, Kniss AR (2015) Inter- and intraspecific variation in native restoration plants for herbicide tolerance. *Ecol Restor* 33:74–81
- Hrusa GF (2012) *Salsola*. In Jepson eFlora, ed. Jepson Flora Project. http://ucjeps.berkeley.edu/eflora/eflora_display.php?tid=11507. Accessed: February 4, 2021
- Kildisheva OA, Erickson TE, Merritt DJ, Dixon KW (2016) Setting the scene for dryland recovery: an overview and key findings from a workshop targeting seed-based restoration. *Restor Ecol* 24: S36–S42
- Koukoura Z, Menke J (1995) Competition for soil water between perennial bunch-grass (*Elymus glaucus* BB) and blue oak seedlings (*Quercus douglasii* H. & A.). *Agrofor Syst* 32:225–235
- Kumar V, Spring JF, Jha P, Lyon DJ, Burke IC (2017) Glyphosate-resistant Russian-thistle (*Salsola tragus*) identified in Montana and Washington. *Weed Technol* 2:238–251
- Lecce F, Paolini A, Tronci C, Gültekin L, Di Cristina F, Korotyayev BA, Colonnelli E, Cristofaro M, Smith L (2008) Explorations in central Asia and Mediterranean basin to select biological control agents for *Salsola tragus*. Pages 173–177 in Proceedings of the XII International Symposium on Biological Control of Weeds, La Grande Motte, France. Wallingford, UK: CAB International
- Lyon DJ, Barroso J, Thorne ME, Gourlie J, Lutchter LK (2021) Russian thistle (*Salsola tragus* L.) control with soil-active herbicides in no-till fallow. *Weed Technol* 35:547–553

- McGinnies WJ (1968) Effect of post-emergence weed control on grass establishment in north-central Colorado. *J Range Manag* 21: 126–128
- [NRCS] Natural Resources Conservation Service (2021) Web Soil Survey. <https://websoilsurvey.sc.egov.usda.gov/App/HomePage.htm>. Accessed: September 17, 2021
- Nelson, JR, Wilson AM, Goebel CJ (1970) Factors influencing broadcast seeding in bunchgrass range. *Rangeland Ecol Manag (J Range Manag archives)* 23:163–170
- Pierce DW, Kalansky JF, Cayan DR (2018) Climate, Drought, and Sea Level Rise Scenarios for the Fourth California Climate Assessment. California's Fourth Climate Change Assessment. Publication number CNRA-CEC-2018-006. La Jolla, CA: California Energy Commission. 78 p
- R Core Team (2020) R: A Language and Environment for Statistical Computing. Vienna, Austria: R Foundation for Statistical Computing. <https://www.R-project.org>. Accessed: October 29, 2021
- [RAWS] Remote Automatic Weather Stations (2021) Pinnacles California Weather Station. Monthly Summary Time Series. <https://wrcc.dri.edu/cgi-bin/rawMAIN.pl?caCPNN>. Accessed: October 17, 2021
- Robbins WW, Crafts AS, Raynor RN (1952) *Weed Control*. New York: McGraw-Hill. 503 p
- Ryan FJ, Ayres DR (2000) Molecular markers indicate two cryptic, genetically divergent populations of Russian thistle (*Salsola tragus*) in California. *Can J Bot* 78:59–67
- Saari LL, Cotterman JC, Smith WF, Primiani MM (1992). Sulfonylurea herbicide resistance in common chickweed, perennial ryegrass, and Russian thistle. *Pestic Biochem Physiol* 142:110–118
- Seabloom EW, Harpole WS, Reichman OJ, Tilman D (2003) Invasion, competitive dominance, and resource use by exotic and native California grassland species. *Proc Natl Acad Sci USA* 100:13384–13389
- Sobhian R, Ryan FJ, Khamraev A, Pitcairn MJ, Bell DE (2003) DNA phenotyping to find a natural enemy in Uzbekistan for California biotypes of *Salsola tragus* L. *Biol Control* 28:222–228
- [USDA] U.S. Department of Agriculture, Forest Service (1937) *Range Plant Handbook*. Washington, DC: U.S. Department of Agriculture. 848 p
- Wallace A, Rhods W, Frolich E (1968) Germination behavior of *Salsola* as influenced by temperature, moisture, depth of planting, and gamma irradiation I. *Agron J* 60:76–78
- Western Regional Climate Center (2021) Pinnacles National Park, CA: Total of Precipitation for NOAA Cooperative Stations, Station Number 046926 for October 1937 through January 2020. Monthly Totals. <https://wrcc.dri.edu/cgi-bin/cliMAIN.pl?ca6926>. Accessed: September 23, 2021
- Young FL, Whitesides RE (1987) Efficacy of postharvest herbicides on Russian thistle (*Salsola iberica*) control and seed germination. *Weed Sci* 35:554–559
- Young FL, Yenish JP, Launchbaugh GK, McGrew LL, Alldredge JR (2008) Postharvest control of Russian thistle (*Salsola tragus*) with a reduced herbicide applicator in the Pacific Northwest. *Weed Technol* 22:156–159
- Young JA (1991) Tumbleweed. *Sci Am* 264:82–87