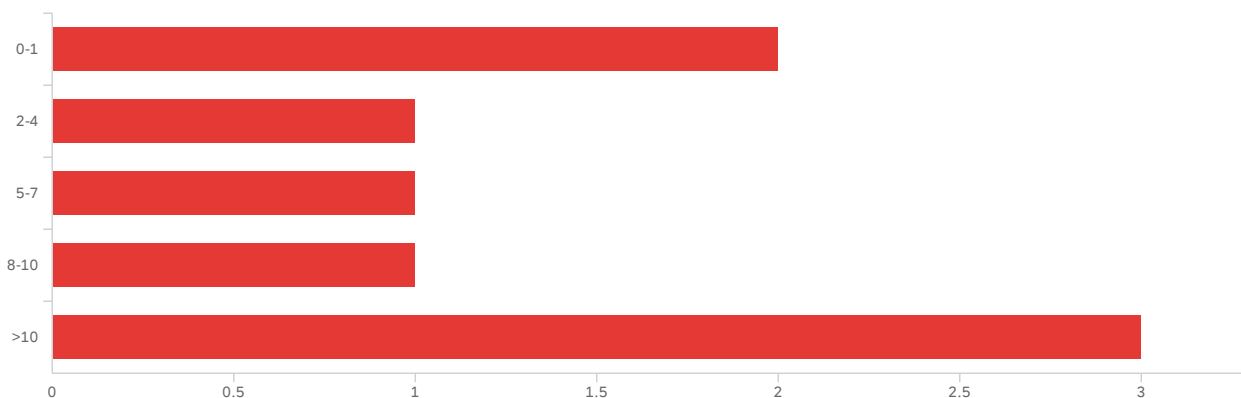


Default Report

Practice Improvement by Implementing the Pediatric Anesthesia Emergence Delirium Scale - 2

February 9, 2022 12:11 PM MST

Q2 - How many years of experience do you have providing care to pediatric patients in the PACU

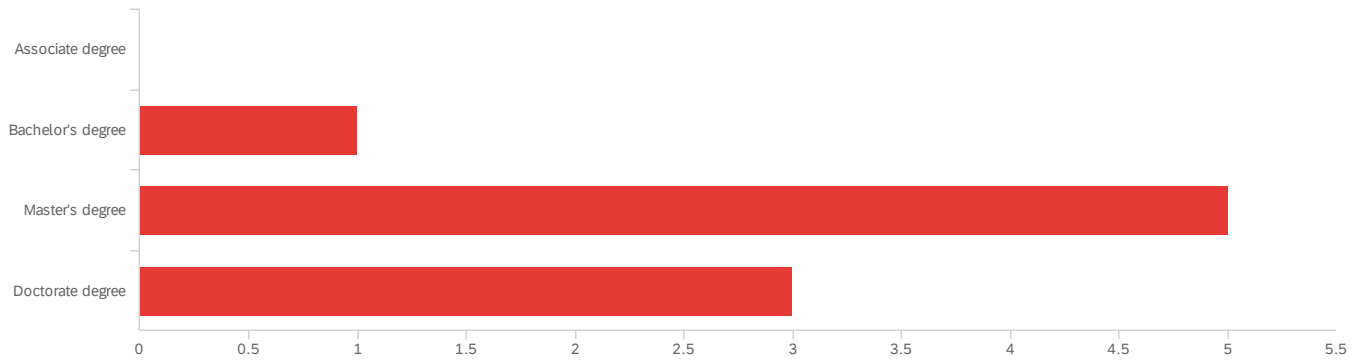


#	Field	Minimum	Maximum	Mean	Std Deviation	Variance	Count
1	How many years of experience do you have providing care to pediatric patients in the PACU	1.00	5.00	3.25	1.64	2.69	8

#	Field	Choice Count
1	0-1	25.00% 2
2	2-4	12.50% 1
3	5-7	12.50% 1
4	8-10	12.50% 1
5	>10	37.50% 3
		8

Showing rows 1 - 6 of 6

Q3 - Please select your highest level of education



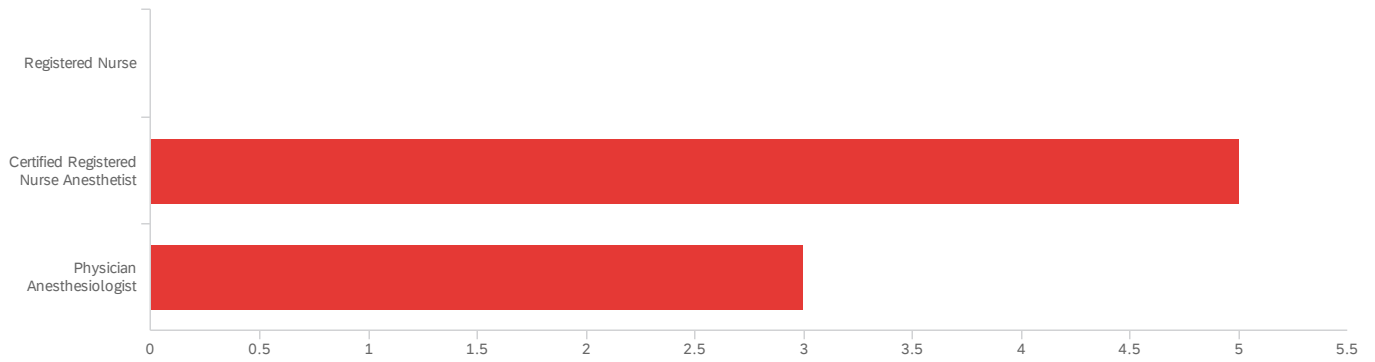
#	Field	Minimum	Maximum	Mean	Std Deviation	Variance	Count
1	Please select your highest level of education	4.00	7.00	6.11	0.87	0.77	9

#	Field	Choice Count
3	Associate degree	0.00% 0
4	Bachelor's degree	11.11% 1
6	Master's degree	55.56% 5
7	Doctorate degree	33.33% 3

9

Showing rows 1 - 5 of 5

Q4 - Please select the employed role you most closely identify with at this facility

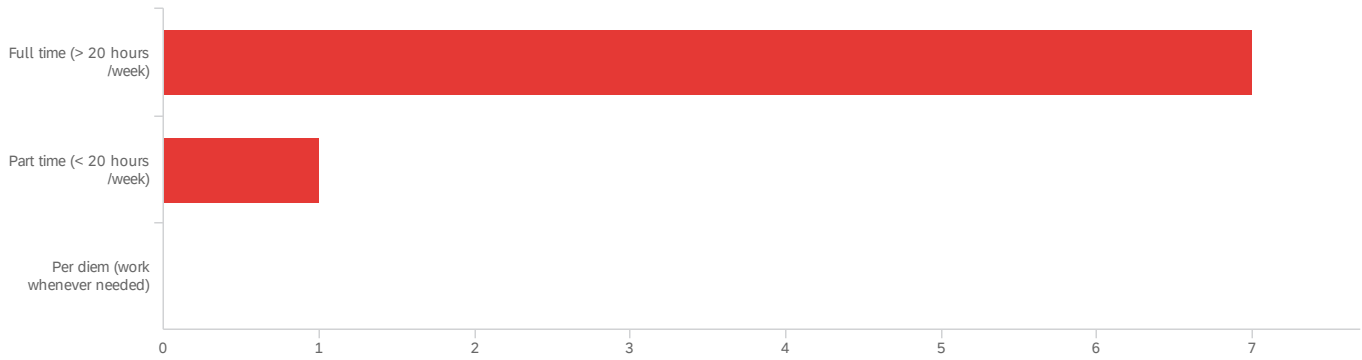


#	Field	Minimum	Maximum	Mean	Std Deviation	Variance	Count
1	Please select the employed role you most closely identify with at this facility	3.00	5.00	3.75	0.97	0.94	8

#	Field	Choice Count
2	Registered Nurse	0.00% 0
3	Certified Registered Nurse Anesthetist	62.50% 5
5	Physician Anesthesiologist	37.50% 3
		8

Showing rows 1 - 4 of 4

Q1 - How much time do you spend providing direct care to pediatric patients in the PACU?

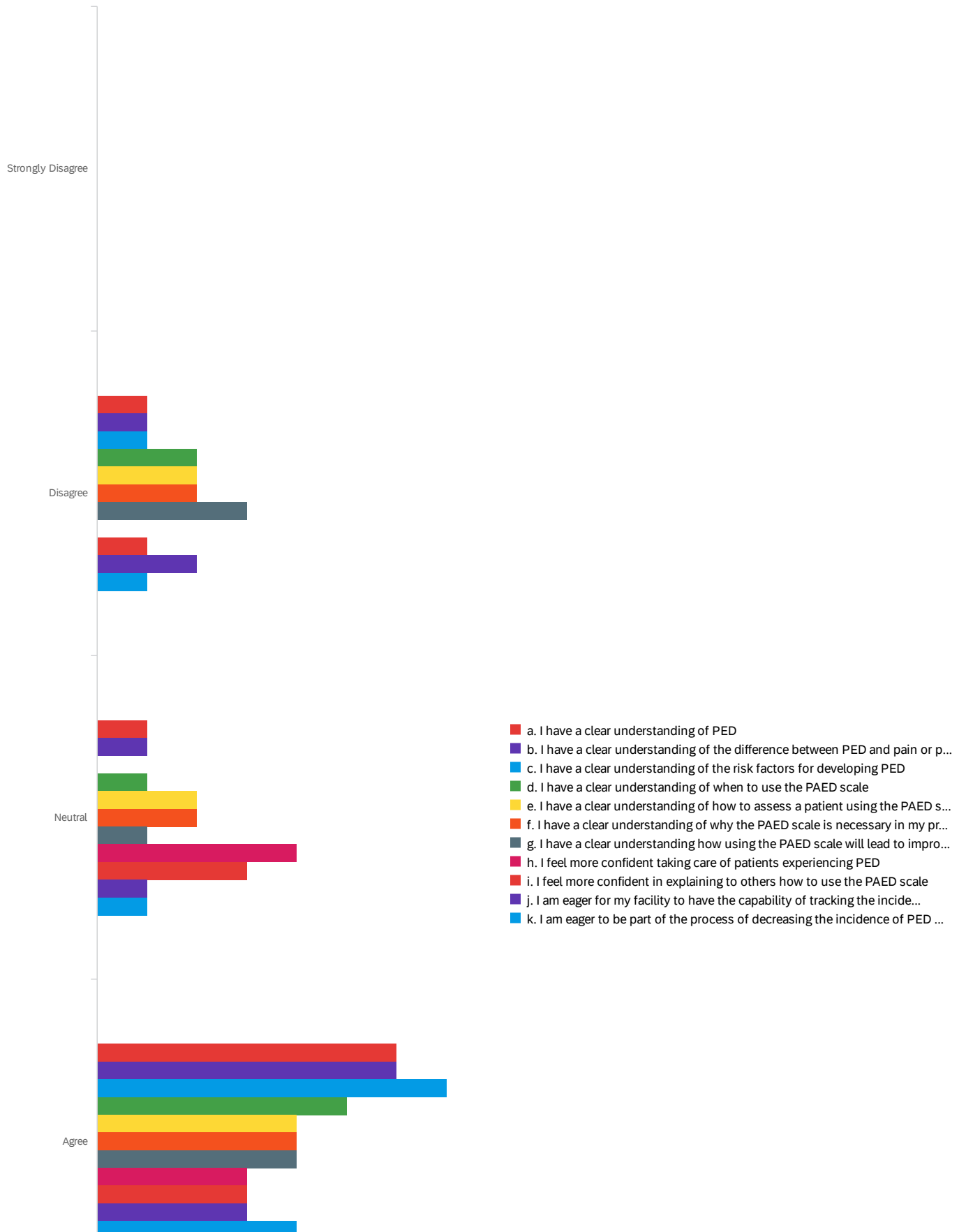


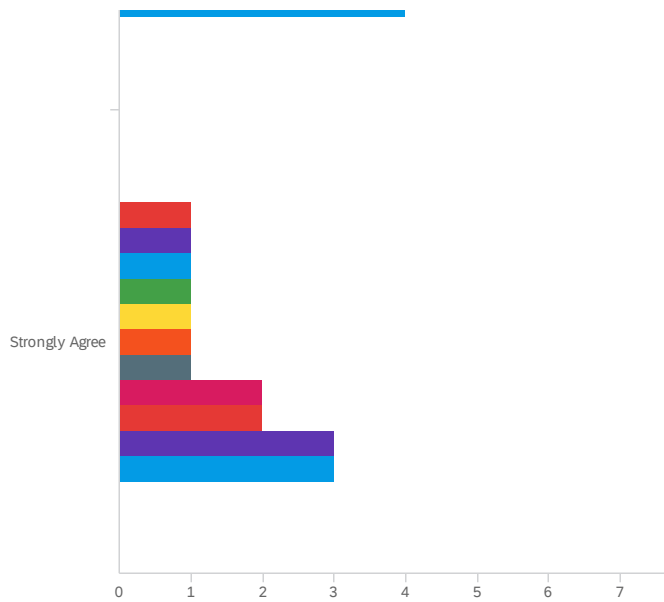
#	Field	Minimum	Maximum	Mean	Std Deviation	Variance	Count
1	How much time do you spend providing direct care to pediatric patients in the PACU?	1.00	2.00	1.13	0.33	0.11	8

#	Field	Choice Count
1	Full time (> 20 hours /week)	87.50% 7
2	Part time (< 20 hours /week)	12.50% 1
3	Per diem (work whenever needed)	0.00% 0
		8

Showing rows 1 - 4 of 4

Q5 - Provide your answer based on how you felt BEFORE the presentation





#	Field	Minimum	Maximum	Mean	Std Deviation	Variance	Count
1	a. I have a clear understanding of PED	2.00	5.00	3.78	0.79	0.62	9
2	b. I have a clear understanding of the difference between PED and pain or pathological process	2.00	5.00	3.78	0.79	0.62	9
3	c. I have a clear understanding of the risk factors for developing PED	2.00	5.00	3.89	0.74	0.54	9
4	d. I have a clear understanding of when to use the PAED scale	2.00	5.00	3.56	0.96	0.91	9
5	e. I have a clear understanding of how to assess a patient using the PAED scale	2.00	5.00	3.44	0.96	0.91	9
6	f. I have a clear understanding of why the PAED scale is necessary in my practice	2.00	5.00	3.44	0.96	0.91	9
7	g. I have a clear understanding how using the PAED scale will lead to improvements in the quality of care provided at my facility	2.00	5.00	3.33	1.05	1.11	9
8	h. I feel more confident taking care of patients experiencing PED	3.00	5.00	3.78	0.79	0.62	9
9	i. I feel more confident in explaining to others how to use the PAED scale	2.00	5.00	3.67	0.94	0.89	9
10	j. I am eager for my facility to have the capability of tracking the incidence of PED at my facility	2.00	5.00	3.78	1.13	1.28	9
11	k. I am eager to be part of the process of decreasing the incidence of PED in my facility	2.00	5.00	4.00	0.94	0.89	9

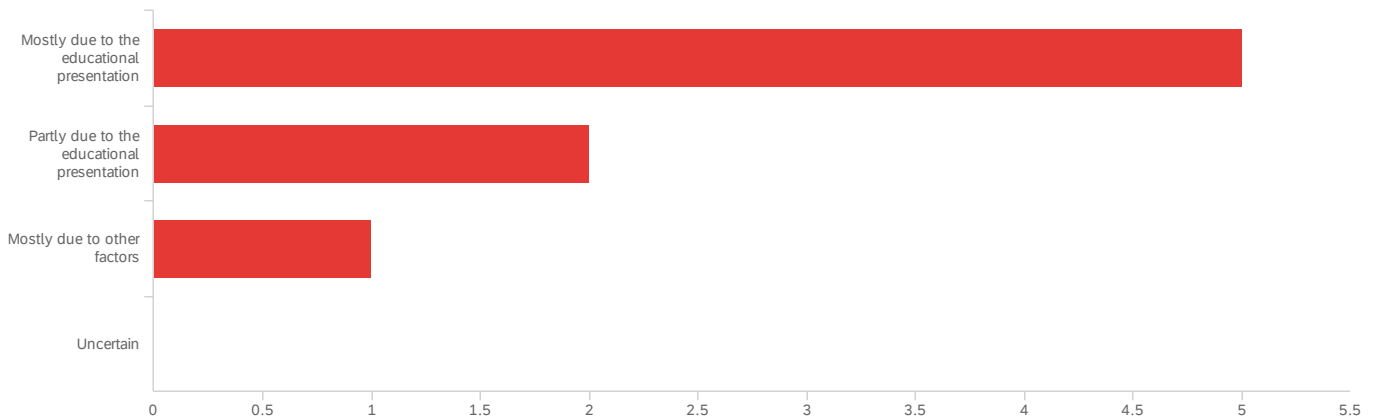
#	Field	Strongly Disagree	Disagree	Neutral	Agree	Strongly Agree	Total
1	a. I have a clear understanding of PED	0.00% 0	11.11% 1	11.11% 1	66.67% 6	11.11% 1	9
2	b. I have a clear understanding of the difference between PED and pain or pathological process	0.00% 0	11.11% 1	11.11% 1	66.67% 6	11.11% 1	9
3	c. I have a clear understanding of the risk factors for developing PED	0.00% 0	11.11% 1	0.00% 0	77.78% 7	11.11% 1	9
4	d. I have a clear understanding of when to use the PAED scale	0.00% 0	22.22% 2	11.11% 1	55.56% 5	11.11% 1	9
5	e. I have a clear understanding of how to assess a patient using the PAED scale	0.00% 0	22.22% 2	22.22% 2	44.44% 4	11.11% 1	9
6	f. I have a clear understanding of why the PAED scale is necessary in my practice	0.00% 0	22.22% 2	22.22% 2	44.44% 4	11.11% 1	9
7	g. I have a clear understanding how using the PAED scale will lead to improvements in the quality of care provided at my facility	0.00% 0	33.33% 3	11.11% 1	44.44% 4	11.11% 1	9
8	h. I feel more confident taking care of patients experiencing PED	0.00% 0	0.00% 0	44.44% 4	33.33% 3	22.22% 2	9
9	i. I feel more confident in explaining to others how to use the PAED scale	0.00% 0	11.11% 1	33.33% 3	33.33% 3	22.22% 2	9
10	j. I am eager for my facility to have the capability of tracking the incidence of PED at my facility	0.00% 0	22.22% 2	11.11% 1	33.33% 3	33.33% 3	9
11	k. I am eager to be part of the process of decreasing the incidence of PED in my facility	0.00% 0	11.11% 1	11.11% 1	44.44% 4	33.33% 3	9

Showing rows 1 - 11 of 11

Q7 - To what extent would you say that any differences in the ratings you gave for

'BEFORE' and 'AFTER' in the items above were the result of the educational presentation

or to other factors?



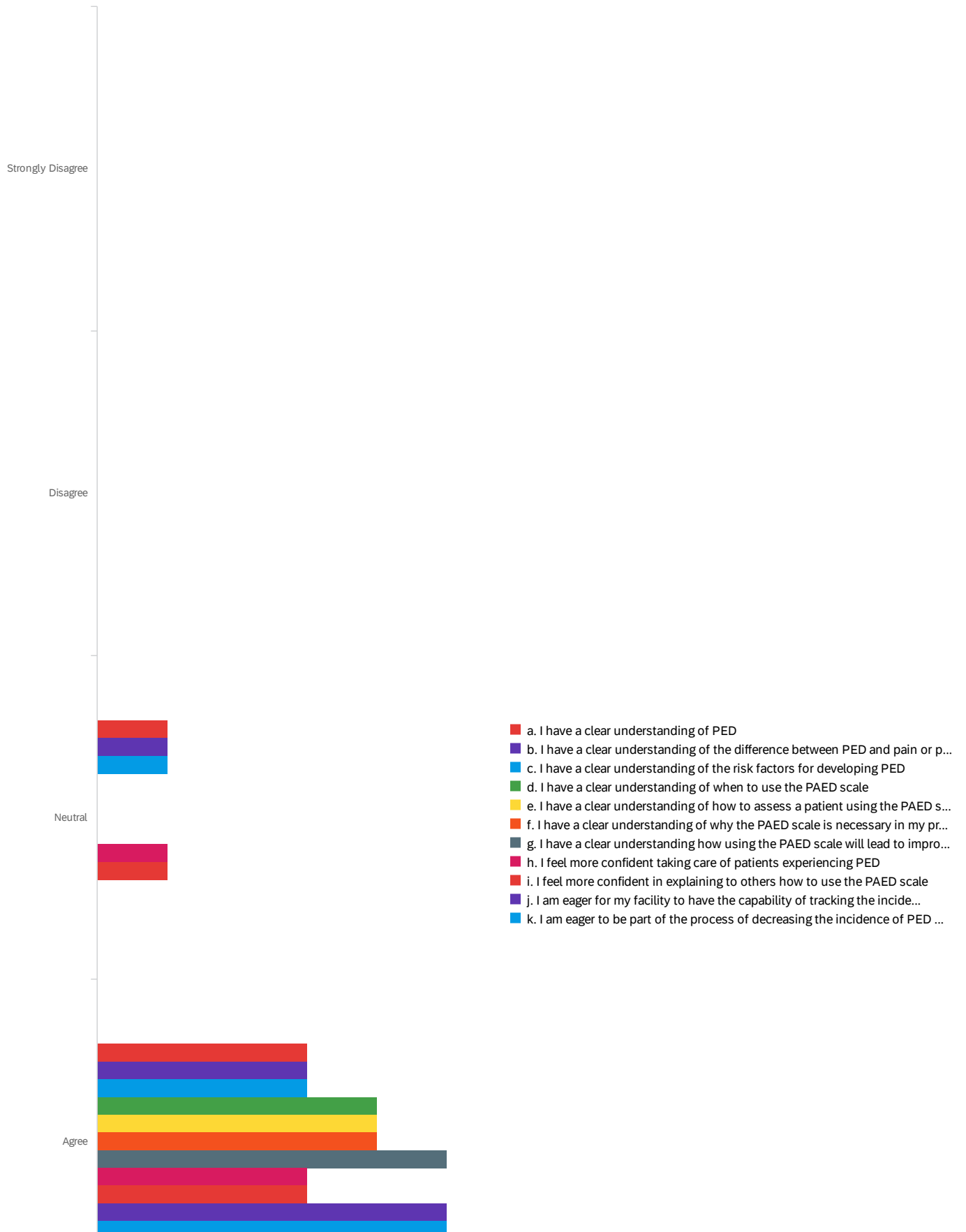
#	Field	Minimum	Maximum	Mean	Std Deviation	Variance	Count
1	To what extent would you say that any differences in the ratings you gave for 'BEFORE' and 'AFTER' in the items above were the result of the educational presentation or to other factors?	1.00	3.00	1.50	0.71	0.50	8

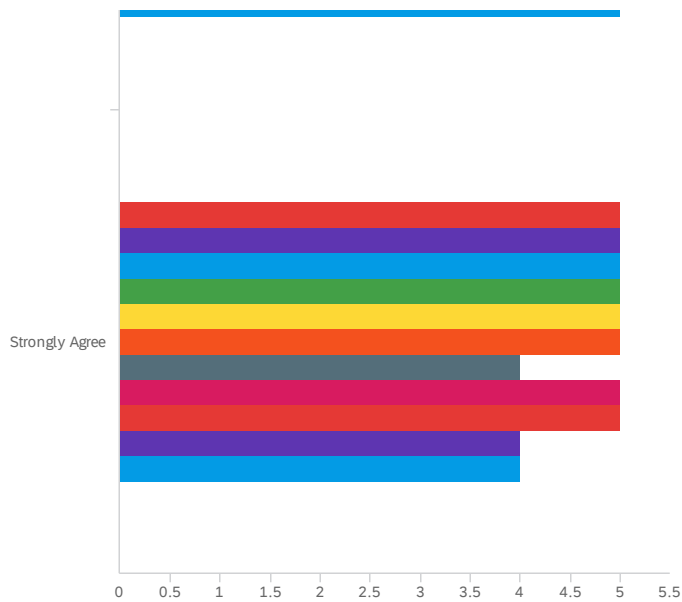
#	Field	Choice Count
1	Mostly due to the educational presentation	62.50% 5
2	Partly due to the educational presentation	25.00% 2
3	Mostly due to other factors	12.50% 1
4	Uncertain	0.00% 0

8

Showing rows 1 - 5 of 5

Q6 - Provide your answer based on how you felt AFTER the presentation





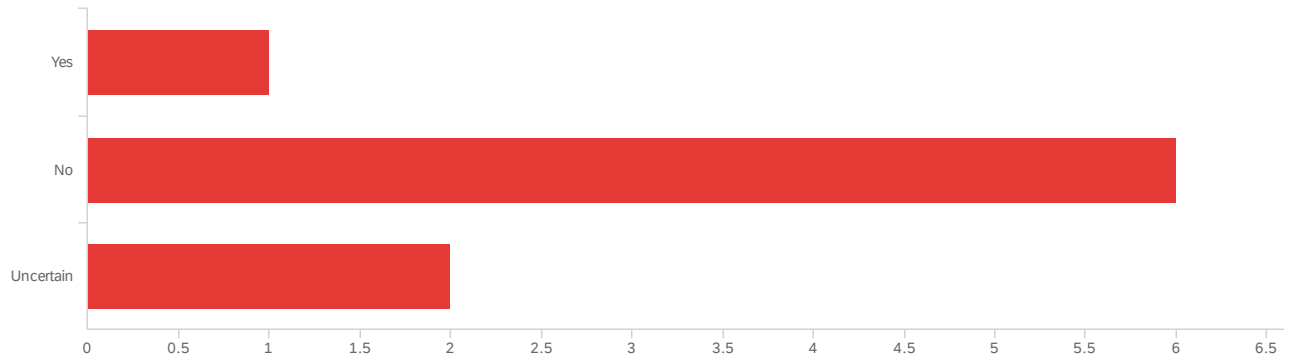
#	Field	Minimum	Maximum	Mean	Std Deviation	Variance	Count
1	a. I have a clear understanding of PED	3.00	5.00	4.44	0.68	0.47	9
2	b. I have a clear understanding of the difference between PED and pain or pathological process	3.00	5.00	4.44	0.68	0.47	9
3	c. I have a clear understanding of the risk factors for developing PED	3.00	5.00	4.44	0.68	0.47	9
4	d. I have a clear understanding of when to use the PAED scale	4.00	5.00	4.56	0.50	0.25	9
5	e. I have a clear understanding of how to assess a patient using the PAED scale	4.00	5.00	4.56	0.50	0.25	9
6	f. I have a clear understanding of why the PAED scale is necessary in my practice	4.00	5.00	4.56	0.50	0.25	9
7	g. I have a clear understanding how using the PAED scale will lead to improvements in the quality of care provided at my facility	4.00	5.00	4.44	0.50	0.25	9
8	h. I feel more confident taking care of patients experiencing PED	3.00	5.00	4.44	0.68	0.47	9
9	i. I feel more confident in explaining to others how to use the PAED scale	3.00	5.00	4.44	0.68	0.47	9
10	j. I am eager for my facility to have the capability of tracking the incidence of PED at my facility	4.00	5.00	4.44	0.50	0.25	9
11	k. I am eager to be part of the process of decreasing the incidence of PED in my facility	4.00	5.00	4.44	0.50	0.25	9

#	Field	Strongly Disagree	Disagree	Neutral	Agree	Strongly Agree	Total
1	a. I have a clear understanding of PED	0.00% 0	0.00% 0	11.11% 1	33.33% 3	55.56% 5	9
2	b. I have a clear understanding of the difference between PED and pain or pathological process	0.00% 0	0.00% 0	11.11% 1	33.33% 3	55.56% 5	9
3	c. I have a clear understanding of the risk factors for developing PED	0.00% 0	0.00% 0	11.11% 1	33.33% 3	55.56% 5	9
4	d. I have a clear understanding of when to use the PAED scale	0.00% 0	0.00% 0	0.00% 0	44.44% 4	55.56% 5	9
5	e. I have a clear understanding of how to assess a patient using the PAED scale	0.00% 0	0.00% 0	0.00% 0	44.44% 4	55.56% 5	9
6	f. I have a clear understanding of why the PAED scale is necessary in my practice	0.00% 0	0.00% 0	0.00% 0	44.44% 4	55.56% 5	9
7	g. I have a clear understanding how using the PAED scale will lead to improvements in the quality of care provided at my facility	0.00% 0	0.00% 0	0.00% 0	55.56% 5	44.44% 4	9
8	h. I feel more confident taking care of patients experiencing PED	0.00% 0	0.00% 0	11.11% 1	33.33% 3	55.56% 5	9
9	i. I feel more confident in explaining to others how to use the PAED scale	0.00% 0	0.00% 0	11.11% 1	33.33% 3	55.56% 5	9
10	j. I am eager for my facility to have the capability of tracking the incidence of PED at my facility	0.00% 0	0.00% 0	0.00% 0	55.56% 5	44.44% 4	9
11	k. I am eager to be part of the process of decreasing the incidence of PED in my facility	0.00% 0	0.00% 0	0.00% 0	55.56% 5	44.44% 4	9

Showing rows 1 - 11 of 11

Q8 - Do you perceive any potential barriers to utilizing the PAED scale in your facility?

Please check one response to the following question.



#	Field	Minimum	Maximum	Mean	Std Deviation	Variance	Count
1	Do you perceive any potential barriers to utilizing the PAED scale in your facility? Please check one response to the following question.	1.00	3.00	2.11	0.57	0.32	9

#	Field	Choice Count
1	Yes	11.11% 1
2	No	66.67% 6
3	Uncertain	22.22% 2
		9

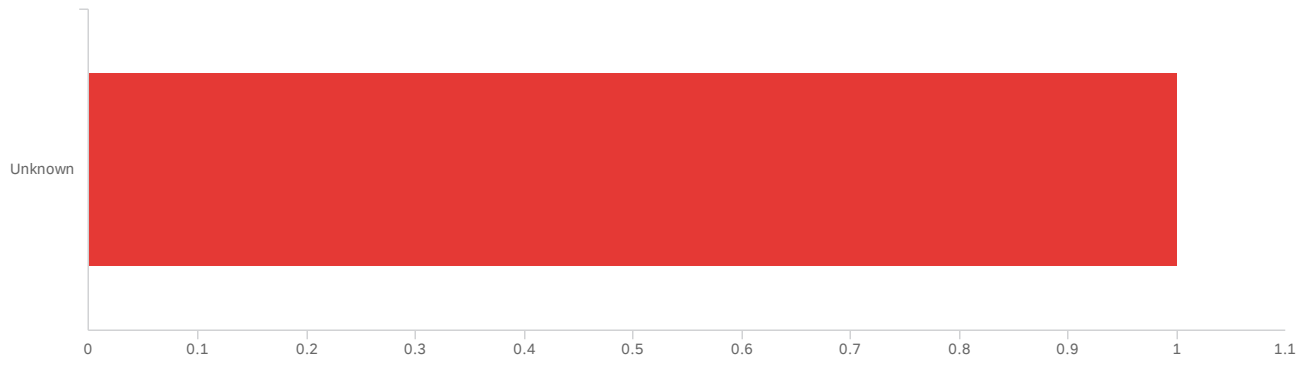
Showing rows 1 - 4 of 4

Q9 - If yes to the question above, please provide an explanation

If yes to the question above, please provide an explanation

Variability of scoring these patients.


Q9 - Topics



#	Field	Choice Count
Unknown	Unknown	100.00% 1

Showing rows 1 - 1 of 1

Q9 - Parent Topics


No results to show


No results to show

End of Report